




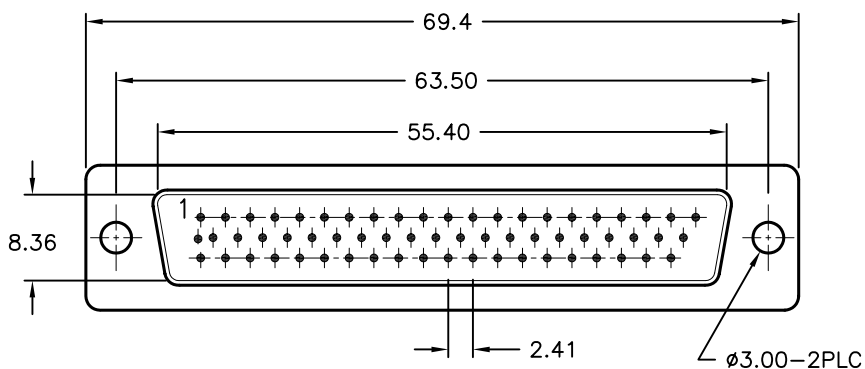
ALL RIGHTS RESERVED. NO PORTION OF THIS PUBLICATION, WHETHER IN WHOLE OR IN PART CAN BE REPRODUCED WITHOUT THE EXPRESS WRITTEN CONSENT OF SPC TECHNOLOGY.

SPC-F005.DWG

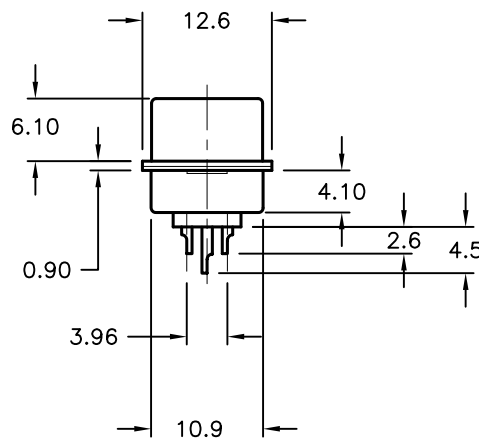
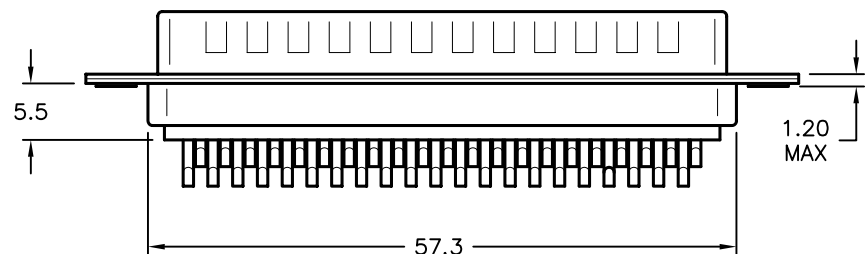
REVISIONS

DOC. NO. SPC-F005 \* Effective: 7/8/02 \* DCP No: 1398

DCP #	REV	DESCRIPTION	DRAWN	DATE	CHECKD	DATE	APPRVD	DATE
1876	A	RELEASED	EO	07/25/06	SA	07/25/06	HO	07/25/06



PANEL CUTOUT



**MATERIAL:**

Shell: Steel, Tin Plated  
 Insulator: PBT +30% Fiber Glass, Black  
 UL94V-0 Rated  
 Contact: Brass, Stamped-Pin  
 Gold-Plated on Contact Area  
 Tin-Plated on Solder Cup

**SPECIFICATIONS:**

Current Rating: 5 Amps  
 Contact Resistance: 15 miliohms Max.  
 Insulator Resistance: 1000 Megohms Min.  
 Voltage: 500 VAC for 1 Minute  
 Temperature: -50°C to +100°C

DISCLAIMER:  
 ALL STATEMENTS AND TECHNICAL INFORMATION CONTAINED HEREIN ARE BASED UPON INFORMATION AND/OR TESTS WE BELIEVE TO BE ACCURATE AND RELIABLE. SINCE CONDITIONS OF USE ARE BEYOND OUR CONTROL, THE USER SHALL DETERMINE THE SUITABILITY OF THE PRODUCT FOR THE INTENDED USE AND ASSUME ALL RISK AND LIABILITY WHATSOEVER IN CONNECTION THEREWITH.

TOLERANCES:

Unless Otherwise Specified  
 .X ±0.35 [0.014]  
 .XX ±0.15 [0.006]

DRAWN BY:	DATE:
EKLAS ODISH	07/25/06
CHECKED BY:	DATE:
SAMI ALNADI	07/25/06
APPROVED BY:	DATE:
HISHAM ODISH	07/25/06

DRAWING TITLE:

62 Pin High Density D-Sub Plug

SIZE	DWG. NO.	ELECTRONIC FILE	REV
A	SPC15131	79K4746.DWG	A
SCALE: NTS	U.O.M.: mm [INCHES]	SHEET: 1 OF 1	