


XPSMCMCP0802BCG

safety controller, Modicon MCM, combined with backplane expansion connector, spring



Main

Range of product	Modicon Safety automation
Product or component type	Modular safety controller CPU kit
Device short name	XPSMCM
Electrical connection	Spring terminal
[Us] rated supply voltage	24 V - 20...20 % DC
Number of inputs	8 digital for input connection 2 digital for interlock start/restart or external device monitoring
Number of outputs	2 safety outputs OSSD for contactor/drive connection 4 test for line control outputs 2 configurable for diagnostic connection
Discrete input voltage	24 V
Discrete output current	400 mA
Discrete input current	400 mA
Discrete input type	PNP Safety input
Discrete output type	PNP
Kit composition	1 safety controller CPU 1 backplane expansion connector
Function of module	Emergency stop conforming to EN/ISO 13850 Guard monitoring conforming to EN/ISO 14119 Enabling switch monitoring conforming to EN/IEC 60947-5-1 Light curtain monitoring conforming to EN/IEC 61496-1 Foot switch monitoring conforming to EN/IEC 60947-5-1 Light curtain monitoring conforming to EN/ISO 14119 Switch monitoring conforming to EN 574 Two-hand control conforming to EN/ISO 14119 Safety mat monitoring conforming to EN 61326-1 Switch monitoring conforming to EN/IEC 61800-5-2 Muting function of light curtains conforming to EN/IEC 61800-5-2 Safety time delays Counter functions

Complementary




Synchronisation time between inputs	< 0.5 ms
Power dissipation in W	3 W
Maximum number of I/O expansion module	14 with 128 discrete output(s) for input 14 with 16 discrete output(s) for output
Integrated connection type	Backplane expansion bus USB 2.0 port
Data storage equipment	SD card (optional)
Inductive load	30 mH
Load capacitance	0.82 µF
Safety level	Can reach category 4 conforming to EN/ISO 13849-1 Can reach PL = e conforming to EN/ISO 13849-1 Type 4 conforming to EN/IEC 61496-1 SILCL 3 conforming to IEC 62061
Quality labels	CE


Local signalling	1 LED green with PWR marking for power ON 1 LED green with RUN marking for RUN (status) 1 LED red with E IN marking for internal error 1 LED red with E EX marking for external error 1 LED orange with COM marking for communication 1 LED blue with EN marking for master enable 8 LEDs yellow with IN marking for input status 2 LEDs green/red with OUT marking for output status 2 LEDs yellow with RST marking for restart signal 2 LEDs yellow with STATUS marking for output channel
Connections - terminals	1 spring terminals, removable terminal block 2 spring terminals, removable terminal block
Cable cross section	0.2...2.5 Mm ² - AWG 24...AWG 14 flexible cablewithout cable end 0.25...2.5 Mm ² - AWG 23...AWG 14 flexible cablewith cable end, with bezel 0.2...2.5 Mm ² - AWG 24...AWG 14 solid cablewithout cable end 0.25...2.5 Mm ² - AWG 23...AWG 14 flexible cablewith cable end, without bezel 0.25...2.5 Mm ² - AWG 23...AWG 14 solid cablewithout cable end 0.5...1 mm ² - AWG 20...AWG 18 flexible cablewith cable end, with double bezel
Mounting support	Omega 35 mm DIN rail conforming to EN 50022
Depth	114.5 mm
Height	99 mm
Width	22.5 mm
Net weight	0.26 kg

Environment

Standards	EN/IEC 61496-1 EN/ISO 13849-1 EN/IEC 61508 EN/IEC 61800-5-1 IEC 62061
Product certifications	TÜV RCM cULus
IP degree of protection	IP20
Ambient air temperature for operation	-10...55 °C
Ambient air temperature for storage	-20...85 °C
Relative humidity	10...95 %
Pollution degree	2
[Uimp] rated impulse withstand voltage	4 kV conforming to EN/IEC 61800-5-1
Safety reliability data	PFHd = 6.06E-9 1/h DC > 99 % MTTFd < 100 years high
Insulation	250 V AC between power supply and housing conforming to EN/IEC 61800-5-1
Overvoltage category	II
Electromagnetic compatibility	Electrostatic discharge immunity test - test level: 6 kV (on contact) conforming to EN/IEC 61000-4-2 Electrostatic discharge immunity test - test level: 20 kV (on air) conforming to EN/IEC 61000-4-2 Susceptibility to electromagnetic fields - test level: 10 V/m (80...1000 MHz) conforming to EN/IEC 61000-4-3 Susceptibility to electromagnetic fields - test level: 30 V/m (1.4 GHz...2 GHz) conforming to EN/IEC 61000-4-3
Vibration resistance	+/-0.35 mm (f= 10...55 Hz) conforming to EN/IEC 61496-1
Shock resistance	10 gn (duration = 16 ms) for 1000 shocks on each axis conforming to EN/IEC 61496-1
Service life	20 year(s)

Offer Sustainability

REACH Regulation	 REACH Declaration
REACH free of SVHC	Yes
EU RoHS Directive	Pro-active compliance (Product out of EU RoHS legal scope)  EU RoHS Declaration
Mercury free	Yes
China RoHS Regulation	 China RoHS Declaration

RoHS exemption information	 Yes
WEEE	The product must be disposed on European Union markets following specific waste collection and never end up in rubbish bins
PVC free	Yes
