








Set of cone wrenches - 1612PB






Description

- material: special tool steel, hardened and tempered
- surface finish: chrome plated according to ISO 1456:2009
- The hub cone wrenches are intended for the home mechanics or professional users. The extreme thin design with pen end jaw fit four popular sizes. These cone wrenches are used by every cyclist for quick repairs and daily maintenance of bicycles.

Technical Data

						
615120	2	13/14 x 15/17. 13/14 x 15/16	152	1P	1	-

Packaging data

		Retail tool packaging					Transport package			
		Retail packaging in mm (length)	Retail packaging in mm (width)	Retail packaging in mm (height)			Transport packaging in mm (length)	Transport packaging in mm (width)	Transport packaging in mm (height)	
615120	2	235	82	5	222	1	-	-	-	-