



RS Stock No's:

896-6951 Hour Counter	A
896-6955 Hour Counter	A
896-6964 Hour Counter	A
896-6973 Hour Counter	B
896-6977 Hour Counter	B
896-6986 Hour Counter	B
896-6967 Hour Counter	C
896-6961 Hour Counter	C
896-6970 Hour Counter	C

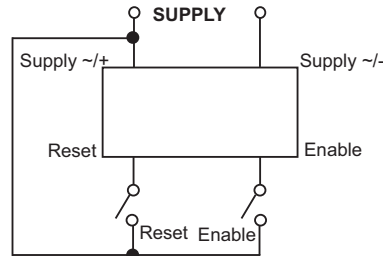
896-6999 Impulse Counter	B
896-7002 Impulse Counter	B
896-7005 Impulse Counter	B

Housing Type

**DIGITAL HOUR RUN COUNTER /
DIGITAL IMPULSE COUNTER**

Installation Notes :

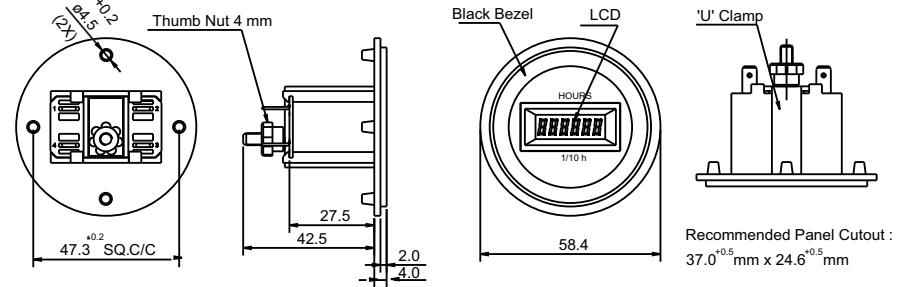
1. When Power is applied between Terminals 1 and 2, the display will show the recorded hours.
2. Connect Terminal 3 [Enable] to Terminal 1 [Supply] to begin recording the time.
3. To Reset the unit, connect Terminal 4 [Reset] momentarily (≈ 500 msec.) to Terminal 1[Supply] via a push button, a key switch or potential free relay contacts.



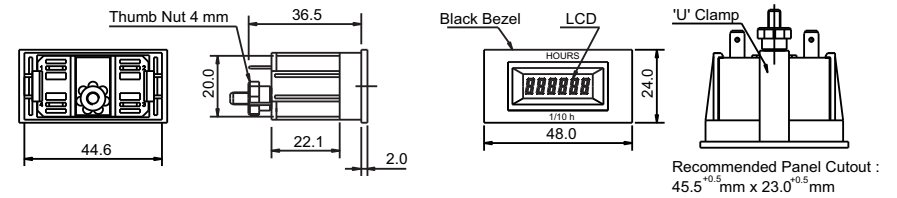
- Pin 1: Supply (~ / +)
 Pin 2: Supply (~ / -)
 Pin 3: Enable
 Pin 4: Reset

OVERALL AND MOUNTING DIMENSIONS

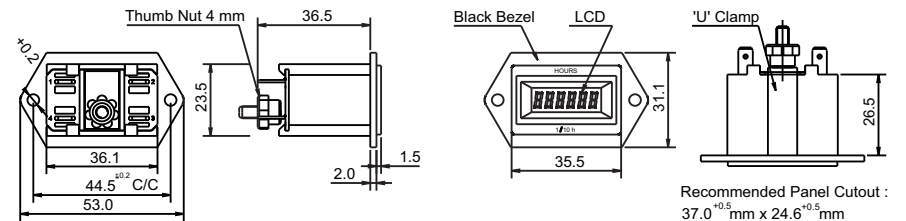
A Round Bezel



B 24 x 48mm Bezel



C Screw Mount Bezel



Notes :-

Use lugs provided with product for electrical connection with terminals.