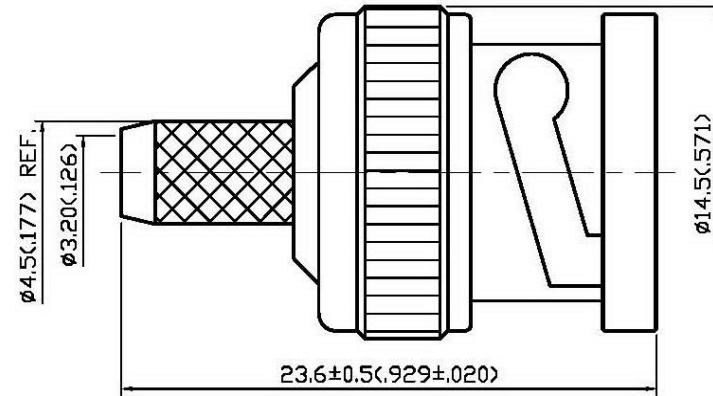
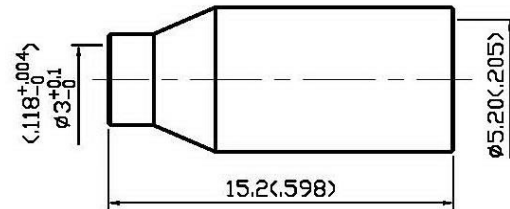
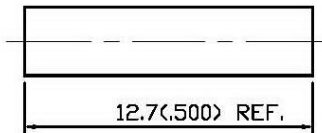


NO	DESCRIPTION	DATE
①	DEL. PROOF VOLTAGE WORKING VOLTAGE 58U TO 174U → VOLTAGE RATING RG174U → RG179U	05.18.15'



**1.0 ELECTRICAL**

- 1.1 FREQUENCY RANGE: DC-4 GHz
- 1.2 NOMINAL IMPEDANCE: 50 OHMS
- 1.3 VOLTAGE RATING: 500 VOLTS MAX. ①

**2.0 MATERIALS**

- 2.1 BODIES: BRASS PER JIS-C3604
- 2.2 CENTER CONTACT: BRASS PER JIS-C3604
- 2.3 CRIMP FERRULE: BRASS PER JIS-C3604
- 2.4 INSULATION: TEFLON PER ASTM D1457 AND ASTM D1710

**3.0 FINISHES AND OTHERS**

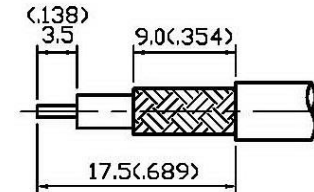
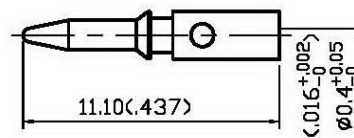
- 3.1 SEE BELOW TABLE FOR DETAILS.

**4.0 MECHANICAL**

- 4.1 FOR USE WITH RG179U OR SIMILAR STYLE CABLE ①
- 4.2 CABLE ATTACHMENT: OUTER: CRIMP, INNER: SOLDER/CRIMP
- 4.3 CRIMP SIZE REQUIRED: CONTACT: 1.8(.071) HEX. CRIMP TOOL  
FERRULE: 3.5(.138) HEX. CRIMP TOOL  
5.5(.215) HEX. CRIMP TOOL

**5.0 ENVIRONMENTAL**

- 5.1 OPERATING TEMPERATURE RANGE: -20° C TO +80° C



STRIPPING DIMENSION

NO	DESCRIPTION	MATERIAL	Q'TY	FINISH
10	INSULATION II	TEFLON	1	NONE
9	SHELL	ZINC	1	NICKEL
8	GASKET	RUBBER	1	RED
7	WASHER II	BRASS	1	NICKEL
6	SPRING WASHER	SK-5	1	NICKEL
5	WASHER I	BRASS	1	NICKEL
4	BODY	BRASS	1	NICKEL 100μ' MIN.
3	CENTER CONTACT	BRASS	1	GOLD
2	CRIMP FERRULE	BRASS	1	NICKEL
1	INSULATION I	POM	1	NONE

APPROVED by \_\_\_\_\_ DATE: \_\_\_\_\_



DESCRIPTION		BNC STRAIGHT PLUG CRIMP	
製圖	DRAWN <i>Kristina</i>	TOLERANCE	品名 13-55-3 T.G.Z ① 58U TO 179U
檢圖	CHECK <i>Arc</i>	單位	日期 DATE 11.25.92'
認定	APPROVAL <i>Jenny</i>	比例	版次 REV. B-1
	ANGLE ±5°	SCALE	DWG.NO. 13-0262
	UNIT mm(In)		
	SCALE 4:1		