



Datasheet

RS300 Aluminium Housed Resistors



ENGLISH

Stock No: 1742534,1742535,1742536,
1742537,1742538,1742539,1742540,1742541,
1742542,1742543,1742544



Product details:

Manufactured in line with the requirements of MIL 18546 and IEC 115, designed for direct heatsink mounting with thermal compound to achieve maximum performance

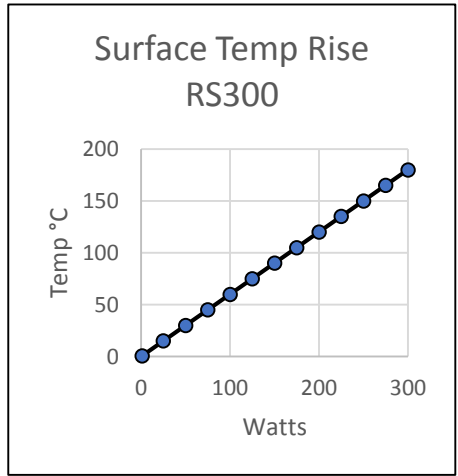
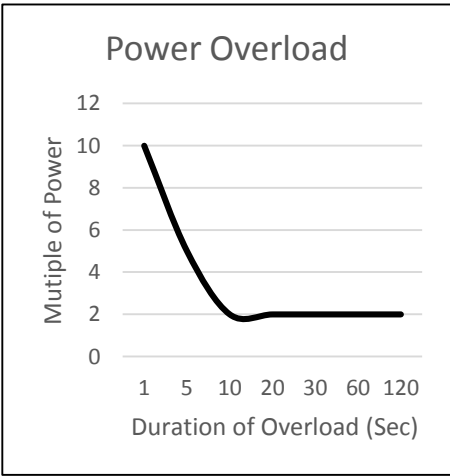
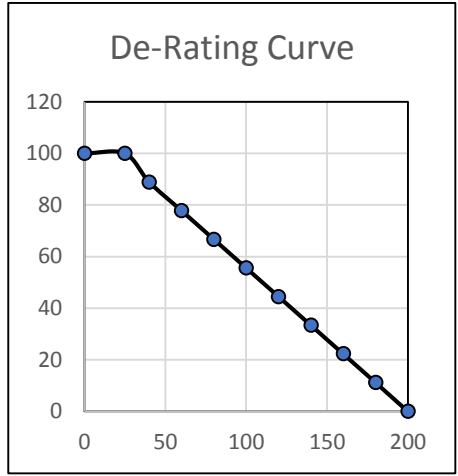
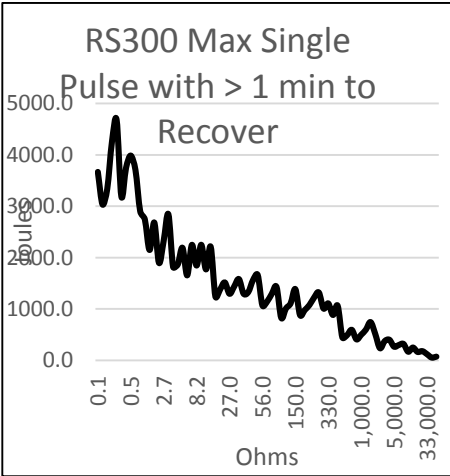
- **High Power to Volume**
- **Wound to maximize High Pulse Capability**
- **Values from R01 to 68K**
- **Custom designs welcome**
- **RoHS Compliant**

Heat dissipation:

Whilst the use of proprietary heat sinks with lower thermal resistances is acceptable, uprating is not recommended. For maximum heat transfer it is recommended that a heat sink compound be applied between the resistor base and heat sink chassis mounting surface. It is essential that the maximum hot spot temperature of 200°C is not exceeded, therefore, the resistor must be mounted on a heat sink of correct thermal resistance for the power being dissipated.



Overload/De-rating & Temperature Rise

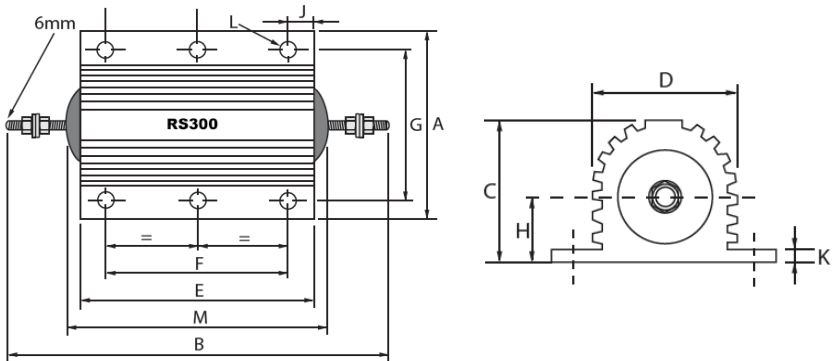




Specifications:

Power rating on std heatsink @25°C	300 Watts	
Watts with no heatsink@25°C	60 Watts	
Resistance range	R01 – 68K	
Limiting Element Voltage	2500	
Voltage proof AC Peak	7070	
Voltage proof AC RMS	5000	
Approx. weight GMS	700	
Typical surface rise RS300 Mounted	0.6°C/W	
Standard heatsink	Area	5780CM ²
	Thickness	3mm

RS300 Dimensions (mm):



A Max	B Max	C Max	D Max	E Max	F±0.3	G±0.3	H Max	J Max	K Max	L±0.45	M Max
72.5	184.4	41.8	45.5	127.7	104.0	59.0	20.5	12.4	5.5	6.6	141.4