

Datasheet


Universal Input Panel Transformers

RS PRO

Single phase transformers with screw connectors for universal input voltages and brackets for screw fixing or to DIN rail*. Designed according to the following specifications.

- High quality isolating transformers designed for use in general applications
- Low noise laminations
- Earth terminal provided
- Multi tapped primary winding
- Varnish impregnated.
- Detailed product specification on permanent label
- High efficiency, low regulation design
- 100% electrical and flash tested

* DIN rail: Up to 250 VA



Specifications

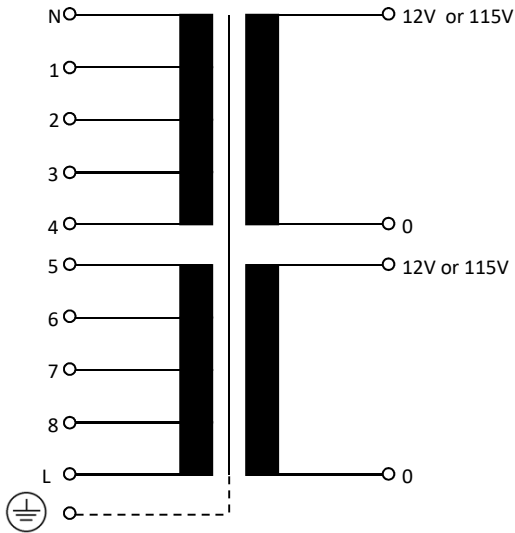
Power: 100 – 1000 VA
 Frequency: 50/60 Hz
 Primary: 208, 230, 380, 400, 415, 440, 460, 480, 500, 525, 550, 575, 600VAC, +/-10%
 Secondary: 2x12 VAC or 2x115 VAC
 Isolation: 5 kV RMS
 Temp class: B (130°)
 According to: BS/EN 61558-1, AS/NZS 61558.1 and BS/EN 61558-2-6, AS/NZS 61558.2.6 or BS/EN 61558-2-4 AS/NZS 61558.2.4 IEC 61558-1, IEC 61558-2-6 or IEC 61558-2-4



Ordering details:

| RS Stock number | Power VA | Specification | No-load voltage | According to |
|-----------------|----------|--|-----------------|----------------------------|
| 1232500 | 100 | Universal Input Transformer, 100VA, 2x115V | 122.9 | IEC61558-2-4 / EN61558-2-4 |
| 1232505 | 100 | Universal Input Transformer, 100VA, 2x12V | 12.8 | IEC61558-2-6 / EN61558-2-6 |
| 1232501 | 250 | Universal Input Transformer, 250VA, 2x115V | 120.4 | IEC61558-2-4 / EN61558-2-4 |
| 1232506 | 250 | Universal Input Transformer, 250VA, 2x12V | 12.8 | IEC61558-2-6 / EN61558-2-6 |
| 1232502 | 400 | Universal Input Transformer, 400VA, 2x115V | 119.9 | IEC61558-2-4 / EN61558-2-4 |
| 1232503 | 630 | Universal Input Transformer, 630VA, 2x115V | 119.9 | IEC61558-2-4 / EN61558-2-4 |
| 1232504 | 1000 | Universal Input Transformer, 1kVA, 2x115V | 118.7 | IEC61558-2-4 / EN61558-2-4 |

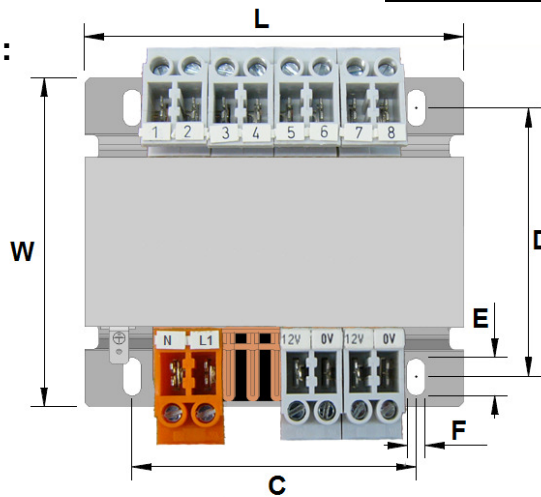
Connection diagram:



Line connection to N-L1

| Jumper | for primary: |
|------------|--------------|
| 4-5 | 600V |
| 3-5 | 575V |
| 2-5 | 550V |
| 1-5 | 525V |
| 4-6 | 500V |
| 3-6 | 480V |
| 2-6 | 460V |
| 2-7 | 440V |
| 1-7 | 415V |
| 2-8 | 400V |
| 1-8 | 380V |
| N-6 & L1-2 | 230V |
| N-7 & L1-1 | 208V |

Dimensions and fittings:



| Power | Overall Size | Fixing | Overall Size | Fixing | Weight | Rail |
|-------|-----------------|------------|--------------|------------|--------|------|
| [VA] | L x W x H [mm] | C x D [mm] | E x F [mm] | Screw size | [kg] | |
| 63 | 78 x 71 x 90 | 56 x 56 | 4.8 x 8.4 | 4x M4 | 1.3 | TS35 |
| 100 | 84 x 86 x 95 | 64 x 64 | 4.8 x 8.4 | 4x M4 | 2 | TS35 |
| 160 | 96 x 102 x 110 | 84 x 86 | 4.8 x 8.4 | 4x M4 | 2.9 | TS35 |
| 250 | 96 x 102 x 110 | 84 x 86 | 4.8 x 8.4 | 4x M4 | 3,5 | TS35 |
| 400 | 120 x 104 x 118 | 90 x 85 | 5.8 x 12 | 4x M5 | 5.3 | - |
| 630 | 150 x 112 x 158 | 122 x 90 | 7.0 x 15 | 4x M6 | 7.9 | - |
| 800 | 150 x 128 x 158 | 122 x 106 | 7.0 x 15 | 4x M6 | 9.9 | - |
| 1000 | 150 x 156 x 158 | 122 x 134 | 7.0 x 15 | 4x M6 | 13.5 | - |