

Professionally approved products.

## Datasheet

# Air Pilot Actuated Inline Control Valves

RS Stock number 9076419



Value engineered high flow in-line valves

Compact and robust design

Low power energy efficient solenoids

Flexible in-line and manifold mounting options

### TECHNICAL DATA

#### Medium:

Compressed air, filtered to 40 µm, lubricated or non-lubricated

#### Operation:

Softseal spool valve, solenoid and pilot actuated

#### Mounting:

In-line or sub-base

#### Port sizes:

G1/8 ... G1/2

#### Ambient temperature:

-5°C ... +60°C pilot models

-5°C ... +50°C solenoid models

Consult our Technical Service for use below +2°C.

#### Flow Characteristics:

Size	Function	l/min
1/8	3/2 & 5/2	480
1/8	5/3	270
1/4	3/2 & 5/2	1020
1/4	5/3	755
3/8	3/2 & 5/2	1705
3/8	5/3	1190
1/2	3/2 & 5/2	2480
1/2	5/3	1910

### MATERIALS

Body/sub-base: die-cast aluminium alloy or aluminium alloy

Softseal spool: NBR/aluminium alloy

Mounting sheets/screws: steel

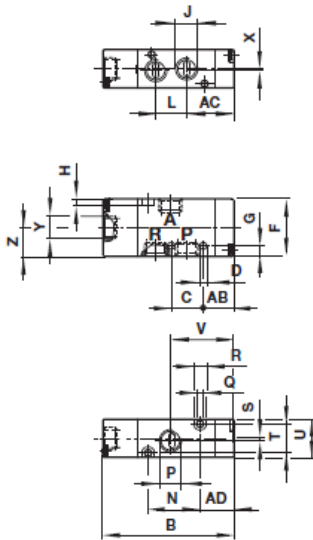
Springs: stainless steel

### AIR PILOT ACTUATED VALVES

RS Stock Number	Symbol	Function	Port Size	Pilot	Return	Operating Pressure (bar)	Pilot Pressure (bar)	Flow (l/min)	Drawing No	Model
9076400		3/2	G1/8	Air	Air Spring	0...8	1,5...8	480	12	V50A4D3A-XA090
9076403		5/2	G1/8	Air	Air Spring	0...8	1,5...8	480	16	V50A5D3A-XA090
9076407		5/2	G1/8	Air	Air	0...8	1,5...8	480	18	V50A5DDA-XA020
9076422		5/2	G1/2	Air	Air	0...8	2...8	2480	19	V53D5DDA-XA020
9076416		3/2	G1/4	Air	Spring	0...8	1,5...8	1020	13	V51B4D7A-XA090
9076419		5/2	G1/4	Air	Spring	0...8	1,5...8	1020	17	V51B5D7A-XA090
9076413		5/2	G1/2	Air	Spring	0...8	2...8	2480	17	V53D5D7A-XA090

**3/2 Single air pilot valve, 1/8" port**  
Air spring return

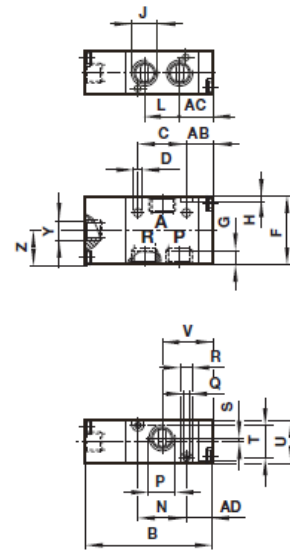
12



**3/2 Single air pilot valve, 1/4"... 1/2" ports**  
Spring return

 Dimensions in mm  
Projection/First angle

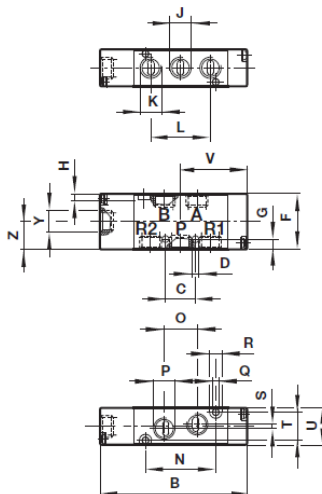
13



Series	Drawing	AB	AC	AD	B	C	D	F	G	H	J	L	N	P	Q	R	S	T	U	V	X	Y	Z
V50	12	13,5	21,5	15,5	61,5	15	3,2	27	5	3	1/8"	14,5	23	1/8"	3,2	6	1	13	18	29,5	0,5	1/8"	13,5
V51	13	13,5	17	13,5	65,5	25	4,2	35	8,5	3	1/4"	18	25	1/4"	3,2	6	2	17	22,5	26	—	1/8"	17,5
V52	13	13	26	15	87	26	4,5	46,5	39,5	4	3/8"	26	41	3/8"	4,5	8	—	23	30	41	—	1/8"	17
V53	13	12,5	27	15	94	29	4,5	46,5	39,5	4	1/2"	29	48	1/2"	4,2	8	2,5	23	30	40,5	—	1/8"	17

**5/2 Single air pilot valve, 1/8" port**  
Air spring return

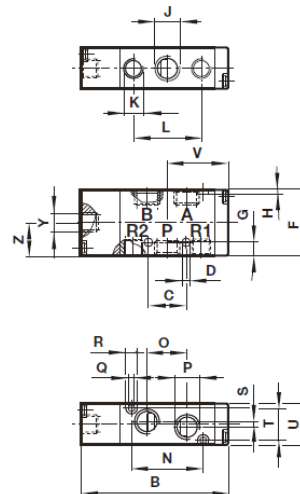
16



**5/2 Single air pilot valve, 1/4"... 1/2" ports**  
Spring return

 Dimensions in mm  
Projection/First angle

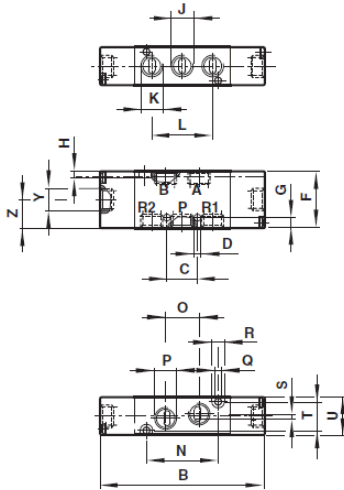
17



Series	Drawing	B	C	D	F	G	H	J	K	L	N	L	O	P	Q	R	S	T	U	V	Y	Z	Z
V50	16	72,5	14,5	3,2	27	5	3	1/8"	1/8"	29	34	14,5	16	1/8"	3,2	6	2	13	18	32,5	1/8"	13,5	13,5
V51	17	77,5	20	4,2	35	7	3	1/4"	1/8"	36	38	18	21	1/4"	3,2	6	3	17	22,5	32	1/8"	17,5	17,5
V52	17	106	26	5,5	46,5	4,5	4	3/8"	3/8"	52	13	26	30	3/8"	4,5	8	—	23	30	45	1/8"	17	17
V53	17	118	29	4,5	46,5	7	4	1/2"	1/2"	58	72	29	28	1/2"	4,2	8	4,5	23	30	51	1/8"	17	17

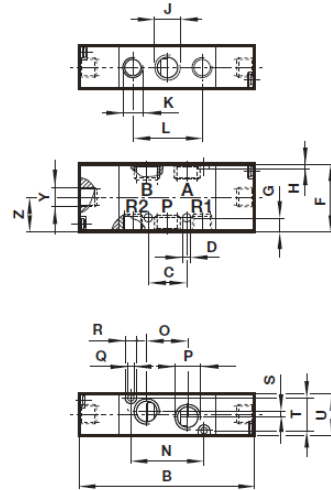
5/2 Double air pilot valve, 1/8" port

18



5/2 Double air pilot valve, 1/4"... 1/2" ports

19



Series	Drawing	B	C	D	F	G	H	J	K	L	N	O	P	Q	R	S	T	U	Y	Z
V50	18	80	14,5	3,2	27	5	3	1/8"	1/8"	29	34	16	1/8"	3,2	6	2	13	18	1/8"	13,5
V51	19	91	20	4,2	35	7	3	1/4"	1/8"	36	38	21	1/4"	3,2	6	3	17	22,5	1/8"	17,5
V52	19	122	26	5,5	46,5	4,5	4	3/8"	3/8"	52	13	30	3/8"	4,5	8	—	23	30	1/8"	17
V53	19	134	29	4,5	46,5	7	4	1/2"	1/2"	58	72	28	1/2"	4,2	8	4,5	23	30	1/8"	17