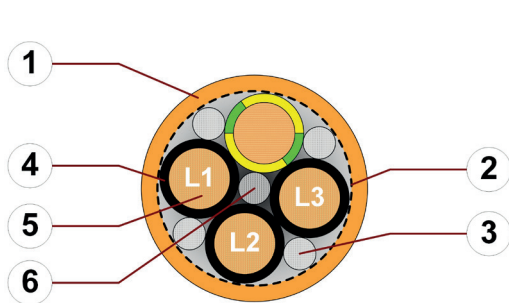


Data sheet

chainflex® CF885



Motor cable (Class 3.1.1.1) ● For flexing applications ● PVC outer jacket ● Flame retardant



1. Outer jacket: Pressure extruded PVC mixture
2. Banding: Plastic foil
3. Filling: Plastic yarns
4. Core insulation: Mechanically high-quality, especially low-capacitance TPE mixture
5. Conductor: Stranded conductor consisting of bare copper wires
6. Strain relief: Plastic centre element

Example image
For detailed overview please see design table

Cable structure

	Conductor	Conductor consisting of bare copper wires (according to DIN EN 60228).
	Core insulation	Mechanically high-quality, especially low-capacitance TPE mixture.
	Core structure	Cores wound with an optimised pitch length.
	Core identification	Black cores with white numbers, one green-yellow core. 1. Core: U / L1 / C / L+ 2. Core: V / L2 3. Core: W / L3 / D / L-
	Outer jacket	Low-adhesion PVC mixture, adapted to suit the requirements in e-chains®. Colour: Pastel orange (similar to RAL 2003) Printing: black

„00000 m** igus chainflex M CF885.--,--① ----② 600/1000V E310776

cRUus AWM Style 2570 VW-1 AWM I/II A/B 80°C 1000V FT1 EAC/CTP

CE RoHS-II conform www.igus.de +++ chainflex cable works +++

* **Length printing:** Not calibrated. Only intended as an orientation aid.
① / ② Cable identification according to Part No. (see technical table).
Example: ... chainflex ... **CF885.15.04** ... **4G1.5** ... **600/1000V** ...



Example image








Data sheet

chainflex® CF885



Motor cable (Class 3.1.1.1) ● For flexing applications ● PVC outer jacket ● Flame retardant

Dynamic information

	Bend radius	e-chain® linear flexible fixed	minimum 15 x d minimum 12 x d minimum 8 x d
	Temperature	e-chain® linear flexible fixed	+5 °C up to +70 °C -5 °C up to +70 °C (following DIN EN 60811-504) -15 °C up to +70 °C (following DIN EN 50305)
	v max.	unsupported	3 m/s
	a max.		20 m/s ²
	Travel distance		Unsupported travel distances up to 10 m, Class 1



These values are based on specific applications or tests. They do not represent the limit of what is technically feasible.

Guaranteed service life according to guarantee conditions

Double strokes	1 million	3 million	5 million
Temperature, from/to [°C]	R min. [factor x d]	R min. [factor x d]	R min. [factor x d]
+5/+15	17.5	18.5	19.5
+15/+60	15	16	17
+60/+70	17.5	18.5	19.5

Minimum guaranteed service life of the cable under the specified conditions.
The installation of the cable is recommended within the middle temperature range.

Electrical information

	Nominal voltage	600/1000 V (following DIN VDE 0298-3)
	Testing voltage	4000 V (following DIN EN 50395)



Example image



Motor cable (Class 3.1.1.1) ● For flexing applications ● PVC outer jacket ● Flame retardant

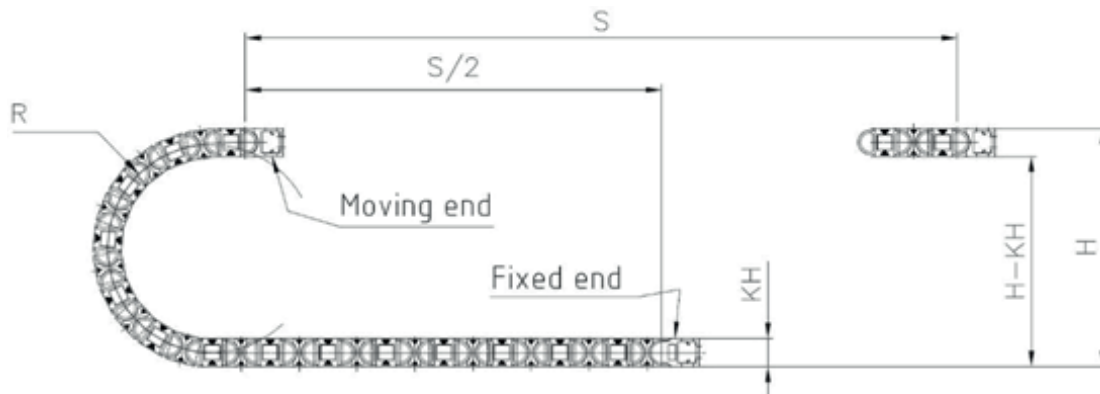
Properties and approvals

	Flame retardant	According to IEC 60332-1-2, CEI 20-35, FT1, VW-1
	Silicone-free	Free from silicone which can affect paint adhesion (following PV 3.10.7 – status 1992)
	UL/CSA	Style 10492 and 2570, 1000 V, 80 °C
	NFA	Following NFPA 79-2012, chapter 12.9
	EAC	Certificate No. RU C-DE.ME77.B.01561 (TR ZU)
	CTP	Certificate No. C-DE.PB49.B.00450 (Fire protection)
	Lead-free	Following 2011/65/EC (RoHS-II)
	CE	Following 2014/35/EU



Typical lab test setup for this cable series

Test bend radius R	approx. 75 - 225 mm
Test travel S	approx. 1 - 15 m
Test duration	minimum 2 - 4 million double strokes
Test speed	approx. 0.5 - 2 m / s
Test acceleration	approx. 0.5 - 1.5 m / s ²



Example image

igus® chainflex® CF885

Data sheet

chainflex® CF885



Motor cable (Class 3.1.1.1) ● For flexing applications ● PVC outer jacket ● Flame retardant

Typical application areas

- For flexing applications, Class 3
- Especially for unsupported travels, Class 1
- Without influence of oil, Class 1
- No torsion, Class 1
- Preferably indoor applications
- Wood/stone processing, Packaging industry, supply systems, Handling, adjusting equipment



Data sheet

chainflex® CF885



Motor cable (Class 3.1.1.1) ● For flexing applications ● PVC outer jacket ● Flame retardant

Technical tables:

Mechanical information

Part No.	Number of cores and conductor nominal cross section [mm²]	Outer diameter (d) max. [mm]	Copper index [kg/km]	Weight [kg/km]
CF885.15.04	4G1.5	9.0	60	118
CF885.25.04	4G2.5	10.5	100	176
CF885.40.04	4G4.0	12.0	159	256
CF885.60.04	4G6.0	14.0	238	358
CF885.100.04	4G10	16.5	396	546
CF885.160.04	4G16	20.0	627	843

Note: The given outer diameters are maximum values and may tend toward lower tolerance limits.

G = with green-yellow earth core x = without earth core

Electrical information

Conductor nominal cross section [mm²]	Maximum conductor resistance at 20 °C (following DIN EN 50289-1-2) [Ω/km]	Maximum current rating at 30 °C (following DIN VDE 0298-4) [A]
1.5	13.3	21
2.5	7.98	30
4	4.95	41
6	3.3	53
10	1.91	74
16	1.21	99

The final maximum current rating depends among other things on the ambient conditions, the type of the installation and the number of loaded cores.



Example image



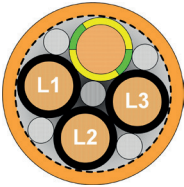
Data sheet

chainflex® CF885



Motor cable (Class 3.1.1.1) ● For flexing applications ● PVC outer jacket ● Flame retardant

Design table

Part No.	Number of cores	Core design
CF885.XX.04	4	



Example image

