




## Datasheet

**RS PRO SCREW MACHINE IC SOCKET, .300" ROW SPACING,  
20 POSITION, GOLD / TIN PLATED, HIGH TEMP**

Stock number: 1831566



### Product Details

RS PRO Series Machine Pin Sockets offer a full range of exceptional quality, high reliability DIP package Sockets. Our sockets feature solid, precision turned sleeves with a closed bottom design to eliminate flux intrusion and solder wicking during soldering. Stamped spring copper insert provides an excellent connection and allows repeated insertion and withdrawals. Plating options include choice of gold, tin or selective gold plating. Our insulators are molded of UL94V-0 high temp thermoplastic.

### Features:

High Pressure Contacts, Precision Stamped Internal Spring Contacts, Anti-Solder Wicking design, Machine Insertable, Single or Dual Row, Low Profile



## Specifications:

### Material:

Insulator: (PPS) Hi-Temp Thermoplastic, rated UL 94V-0

Insulator color: Black

Pin (Outer Sleeve): Brass

Clip (Contact 4 finger): Beryllium Copper

### Plating:

Inner contact: Gold flash over Nickel under plate

Outer sleeve: Tin over Nickel under plate overall

### Electrical:

Operating voltage : 60V AC/DC

Current rating : 3 Amps/contact max.

Current resistance :  $\leq 4\text{m}\Omega$  / contact

Insulation resistance :  $\geq 1,000\text{M}\Omega$  at 100 V

### Mechanical:

Operating temperature: Gold plated :  $-55^{\circ}\text{C}$  to  $+105^{\circ}\text{C}$

Tin plated :  $-40^{\circ}\text{C}$  to  $+105^{\circ}\text{C}$

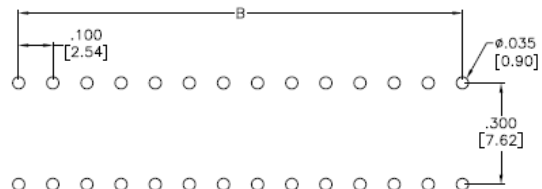
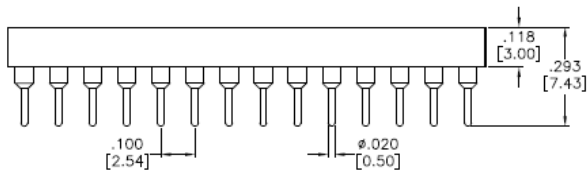
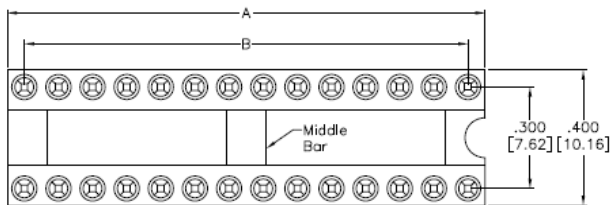
Average insertion force:  $< 250\text{g}$  With steel pin of  $\varnothing.017$  [0.43mm]

Average withdrawal force:  $> 20\text{g}$  min. With steel pin of  $\varnothing.017$  [0.43mm]

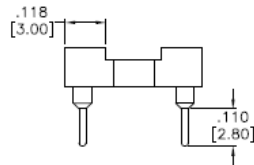
Mechanical life: 200 Cycle min.

### Environmental:

Lead free, RoHS compliant



RECOMMENDED PCB LAYOUT



SERIES	POSITION	DIM. A	DIM. B	MIDDLE BAR
ICM-3XX	6	.300 [7.62]	.200 [5.08]	WITHOUT
	8	.400 [10.16]	.300 [7.62]	
	10	.500 [12.70]	.400 [10.16]	
	14	.700 [17.78]	.600 [15.24]	
	16	.800 [20.32]	.700 [17.78]	WITH
	18	.900 [22.86]	.800 [20.32]	
	20	1.000 [25.40]	.900 [22.86]	
	24	1.200 [30.48]	1.100 [27.94]	
	28	1.400 [35.56]	1.300 [33.02]	
	32	1.600 [40.64]	1.500 [38.10]	
40	2.000 [50.80]	1.900 [48.26]		
48	2.400 [60.96]	2.300 [58.42]		

