



Main

Range	TeSys
Product name	TeSys SK
Product or component type	Mini contactor
Device short name	LC1SKGC
Contactor application	Motor control Resistive load
Utilisation category	AC-1 AC-3
Power pole contact composition	3P
Pole contact composition	3 NO
Auxiliary contact composition	1 NO
[Ie] rated operational current	20 A (at <50 °C) AC AC-1 9 A at <= 400 V AC AC-3
[Ue] rated operational voltage	Power circuit: 690 V AC 50/60 Hz Signalling circuit: 690 V AC <= 400 Hz

Complementary

Control circuit type	AC at 50/60 Hz
[Uc] control circuit voltage	230 V AC 50/60 Hz
Motor power kW	4 kW at 380...415 V AC 50/60 Hz 4 kW at 660...690 V AC 50/60 Hz 1.1 kW at 220...230 V AC 50/60 Hz
[Ith] conventional free air thermal current	20 A (at 55 °C) for power circuit 10 A (at 55 °C) for signalling circuit
Irms rated making capacity	85 A AC conforming to NF C 63-110 85 A AC conforming to IEC 60947
Rated breaking capacity	68 A at <= 400 V conforming to NF C 63-110 68 A at <= 400 V conforming to IEC 60947
[Icw] rated short-time withstand current	60 A 55 °C for power circuit
Associated fuse rating	20 A gI at <= 440 V for power circuit 10 A gI for signalling circuit conforming to IEC 60947 10 A gI for signalling circuit conforming to VDE 0660
Average impedance	4 mOhm - Ith 20 A 50 Hz for power circuit
[Ui] rated insulation voltage	Power circuit: 690 V conforming to BS 5424 Power circuit: 690 V conforming to IEC 60947 Power circuit: 690 V conforming to UL 508 Power circuit: 690 V conforming to VDE 0110 group C Power circuit: 690 V conforming to CSA C22.2 No 14
Mounting support	Panel Rail
Standards	IEC 60947 BS 5424 VDE 0660 NF C 63-110
Product certifications	cULus
Connections - terminals	Connector 1 cable(s) 1.5...6 mm ² solid Connector 2 cable(s) 1.5...4 mm ² solid Connector 1 cable(s) 0.5...6 mm ² flexible without cable end Connector 2 cable(s) 0.35...2.5 mm ² flexible without cable end Connector 1 cable(s) 0.35...6 mm ² flexible with cable end Connector 2 cable(s) 0.35...1.5 mm ² flexible with cable end

Tightening torque	Power circuit: 0.8 N.m - on connector - with screwdriver pozidriv No 1
Operating time	6...8 ms coil de-energisation and NO opening 7...14 ms coil energisation and NO closing
Mechanical durability	10 Mcycles
Maximum operating rate	1200 cyc/h
Control circuit voltage limits	Operational: 0.85...1.1 U _c at 50/60 Hz (at <55 °C) Drop-out: 0.2...0.75 U _c at 50/60 Hz (at <55 °C)
Inrush power in VA	23 VA 50/60 Hz (at 20 °C)
Hold-in power consumption in VA	4.9 VA 50/60 Hz (at 20 °C)
Heat dissipation	1.5 W at 50/60 Hz
Signalling circuit frequency	<= 400 Hz






Environment

IP degree of protection	IP2x conforming to VDE 0106
Protective treatment	TC conforming to IEC 60068 TC conforming to DIN 50015
Ambient air temperature for operation	-20...50 °C
Ambient air temperature for storage	-50...70 °C
Operating altitude	2000 m without derating
Height	58 mm
Width	45 mm
Depth	56 mm
Net weight	0.175 kg

Packing Units

Unit Type of Package 1	PCE
Number of Units in Package 1	1
Package 1 Height	4.8 cm
Package 1 Width	6.0 cm
Package 1 Length	6.3 cm
Package 1 Weight	166.0 g
Unit Type of Package 2	S01
Number of Units in Package 2	28
Package 2 Height	15.0 cm
Package 2 Width	15.0 cm
Package 2 Length	40.0 cm
Package 2 Weight	4.82 kg

Offer Sustainability

Sustainable offer status	Green Premium product
REACH Regulation	 REACH Declaration
EU RoHS Directive	Compliant  EU RoHS Declaration
Mercury free	Yes
China RoHS Regulation	 China RoHS Declaration
RoHS exemption information	 Yes
Environmental Disclosure	 Product Environmental Profile
Circularity Profile	 End Of Life Information
WEEE	The product must be disposed on European Union markets following specific waste collection and never end up in rubbish bins

Contractual warranty

Warranty	18 months
----------	-----------