

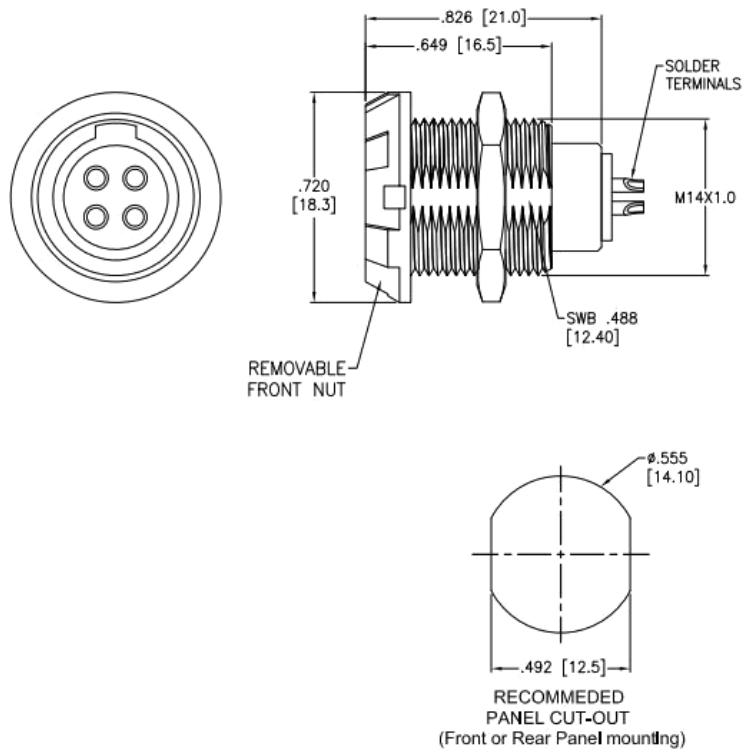
# Push Pull Connector Plastic IP50

multicomp<sup>PRO</sup>

RoHS  
Compliant



## Diagram



Dimensions : Millimetres

## Specifications

### Material

Housing (Body) : PC  
Insulator : PPS  
Terminal : Brass, Gold Plated

### Electrical

Voltage Rating : 250V  
Current Rating : See chart  
Dielectric withstanding voltage : See chart  
Electrical Life : 1,000 Cycles min.

### Temperature Rating

Operating temperature : -55°C to +118°C

### Environmental











IP50 Protection (Mated Condition)





Newark.com/multicomp-pro  
Farnell.com/multicomp-pro  
sg.element14.com/b/multicomp-pro

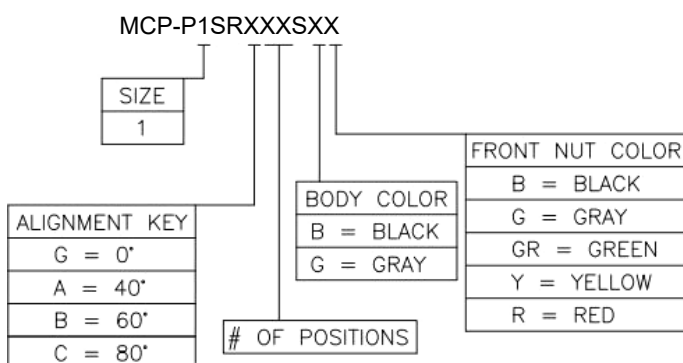
multicomp<sup>PRO</sup>

# Push Pull Connector Plastic IP50

**multicomp** PRO

|                     | 2 Pin   | 3 Pin   | 4 Pin   | 5 Pin   | 6 Pin   | 7 Pin   | 8 Pin   | 9 Pin   | 10 Pin  | 14 Pin  |
|---------------------|---|---|---|---|---|---|---|---|---|---|
| Configuration       |  |  |  |  |  |  |  |  |  |  |
| Diameter of Pin     | 1.3   | 1.3   | 0.9   | 0.9   | 0.7   | 0.7   | 0.7   | 0.5   | 0.5   | 0.5   |
| Testing Voltage     | 1200V   | 1200V   | 1200V   | 1200V   | 1000V   | 1000V   | 1000V   | 800V  | 800V  | 800V  |
| Working Voltage     | 300V  | 300V  | 250V  | 250V  | 200V  | 200V  | 200V  | 200V  | 200V  | 200V  |
| Rated Current / Pin | 20A   | 12A   | 10A   | 9A  | 8A  | 7A  | 6A  | 4A  | 4A  | 4A  |

| Alignment Key Option  |   |   |   |
|---|---|---|---|
|  |  |  |  |
| Key G   | Key A   | Key B   | Key C   |



## Part Number Table

| Description                       | Position | Part Number    |
|-----------------------------------|----------|----------------|
| Push Pull Connector, Socket, Gray | 2        | MCP-P1SRG02SGG |
|                                   | 3        | MCP-P1SRG03SGG |
|                                   | 4        | MCP-P1SRG04SGG |
|                                   | 5        | MCP-P1SRG05SGG |
|                                   | 6        | MCP-P1SRG06SGG |
|                                   | 7        | MCP-P1SRG07SGG |
|                                   | 8        | MCP-P1SRG08SGG |
|                                   | 10       | MCP-P1SRG10SGG |

**Important Notice :** This data sheet and its contents (the "Information") belong to the members of the AVNET group of companies (the "Group") or are licensed to it. No licence is granted for the use of it other than for information purposes in connection with the products to which it relates. No licence of any intellectual property rights is granted. The Information is subject to change without notice and replaces all data sheets previously supplied. The Information supplied is believed to be accurate but the Group assumes no responsibility for its accuracy or completeness, any error in or omission from it or for any use made of it. Users of this data sheet should check for themselves the Information and the suitability of the products for their purpose and not make any assumptions based on information included or omitted. Liability for loss or damage resulting from any reliance on the Information or use of it (including liability resulting from negligence or where the Group was aware of the possibility of such loss or damage arising) is excluded. This will not operate to limit or restrict the Group's liability for death or personal injury resulting from its negligence. Multicomp Pro is the registered trademark of Premier Farnell Limited 2019.

Newark.com/multicomp-pro  
Farnell.com/multicomp-pro  
sg.element14.com/b/multicomp-pro

**multicomp** PRO