



**Datasheet**

# RS PRO INDUCTIVE PROXIMITY SENSORS

Stock No: 2066163





### Detailed technical data

#### Features

Housing	Cylindrical thread design
Housing	Short-body
Thread size	M18 x 1
Diameter	Ø 18 mm
Sensing range $S_n$	8 mm
Safe sensing range $S_a$	6.48 mm
Installation type	Flush
Switching frequency	1,000 Hz
Connection type	Cable, 3-wire, 2 m
Switching output	PNP
Output function	NO
Electrical wiring	DC 3-wire
Enclosure rating	IP67 1)

1) According to EN 60529.

#### Mechanics/electronics

Supply voltage	10 V DC ... 30 V DC
Ripple	≤ 10 %
Voltage drop	≤ 2 V 1)
Current consumption	10 mA 2)
Time delay before availability	≤ 100 ms
Hysteresis	5 % ... 15 %
Reproducibility	≤ 2 % 3) 4)
Temperature drift (of $S_r$ )	± 10 %

EMC	According to EN 60947-5-2
Continuous current $I_a$	$\leq 200$ mA
Cable material	PVC
Conductor size	0.25 mm <sup>2</sup>
Cable diameter	$\varnothing 3.9$ mm
Short-circuit protection	✓
Reverse polarity protection	✓
Power-up pulse protection	✓
Shock and vibration resistance	30 g, 11 ms/10 Hz ... 55 Hz, 1 mm
Ambient operating temperature	-25 °C ... +75 °C
Housing material	Brass, nickel-plated
Sensing face material	Plastic, PA 66
Housing length	48 mm
Thread length	33 mm
Tightening torque, max.	$\leq 40$ Nm
Items supplied	Mounting nut, brass, nickel-plated (2x)
UL File No.	NRKH.E181493

1) At  $I_a$  max.

2) Without load.

3)  $U_b$  and  $T_a$  constant.

4) Of Sr.

### Safety-related parameters

MTTF <sub>D</sub>	1,735 years
DC <sub>avg</sub>	0%

### Reduction factors

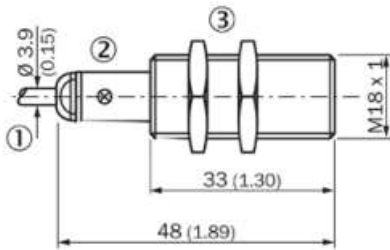
Note	The values are reference values which may vary
St37 steel (Fe)	1
Stainless steel (V2A, 304)	Approx. 0.8
Aluminum (Al)	Approx. 0.45
Copper (Cu)	Approx. 0.4
Brass (Br)	Approx. 0.4

### Installation note

Remark	Associated graphic see "Installation"
B	36 mm
C	18 mm
D	24 mm
F	64 mm

Dimensional drawing (Dimensions in mm (inch))

Short-body housing, cable, flush

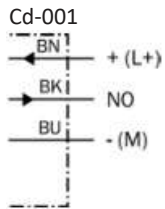


- 1 Connection
- 2 Indication LED
- 3 Fastening nuts (2x); width across 24, metal

Connection type



Connection diagram



Instruction for installation

Flush installation

