
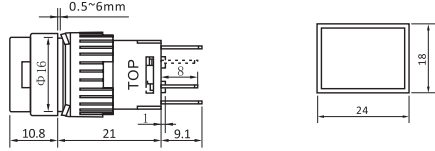


IP65 RoHS CE

Illustration	Lens Colour	Lamp Voltage	Part Number	Outer Dimension
	■ Red	24V	90P1-LAS1-AJ-D/R/024/P/GT	
	■ Green	24V	90P1-LAS1-AJ-D/G/024/P/GT	
	■ Yellow	24V	90P1-LAS1-AJ-D/Y/024/P/GT	
	■ Blue	24V	90P1-LAS1-AJ-D/B/024/P/GT	
	■ White	24V	90P1-LAS1-AJ-D/W/024/P/GT	





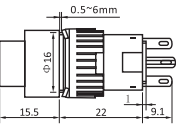


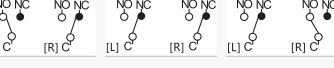




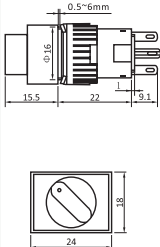






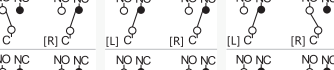




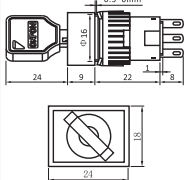


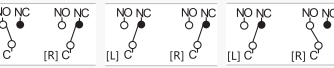
	■ Black	24V	90P1-LAS1-AJ-B/024/GT	
---	---	-----	-----------------------	--

Illustration	Lamp Voltage	Switching Position	Contact Configuration			Part Number	Outer Dimension
			Left	Center	Right		
	2 Position: Stay Put 90°						
	-	I - II		-		90P1-LAS1-AJ-11X/21/N/P/GT	
	-	I - II		-		90P1-LAS1-AJ-22X/21/N/P/GT	
3 Position: Stay Put 45°							
-	I - 0 - II					90P1-LAS1-AJ-22X/31D/N/P/GT	

	2 Position: Stay Put 90°						
	■ 24V	I - II		-		90P1-LAS1-AJ-11X/21/G/024/P/GT	
	■ 24V	I - II		-		90P1-LAS1-AJ-22X/21/G/024/P/GT	
	■ 24V	I - II		-		90P1-LAS1-AJ-11X/21/R/024/P/GT	
	■ 24V	I - II		-		90P1-LAS1-AJ-22X/21/R/024/P/GT	
	3 Position: Stay Put 45°						
■ 24V	I - 0 - II					90P1-LAS1-AJ-22X/31D/G/024/P/GT	
■ 24V	I - 0 - II					90P1-LAS1-AJ-22X/31D/R/024/P/GT	

	2 Position: Stay Put 90°						
	-	I - II		-		90P1-LAS1-AJ-11Y/21/P/GT	
	-	I - II		-		90P1-LAS1-AJ-22X/21/P/GT	
	3 Position: Stay Put 45°						
-	I - 0 - II					90P1-LAS1-AJ-22Y/31D/P/GT	

TECHNICAL INFORMATION:

Product Description:

+ Specification:

The bezel of the products is available in 3 shapes: **Round** (Ø18mm), **Square** (18 x 18mm), **Rectangle** (18 x 24mm).

Including the Pilot Lights, Pushbuttons, Illuminated Pushbuttons, Selector Switches, Key Switches, Emergency Stops and Buzzers.

The **mounting cut-out is Ø16mm**, some products can be equipped with an adaptor ring to install the product in the **Ø22mm mounting cut-out**.

+ Data:

The product has the characteristics of stable performance, low contact resistance, strong insulation, resistance to vibration and shock, etc.; meets IEC60947-5-1, GB14048.5 and other standards.

+ Construction:

Snap-Action switching element. Each switching element contains a normally Open and a normally Close.

Each button can be configured with a maximum of 2 switching elements. Gold plated terminal gives protection against corrosion in harsh environment.

+ Protection Rating

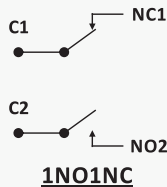
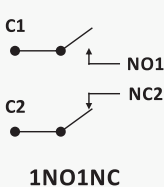
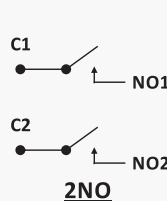
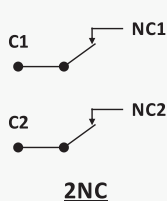
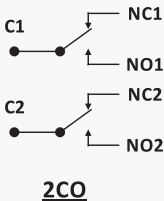
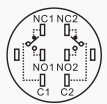
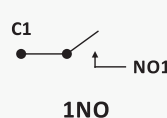
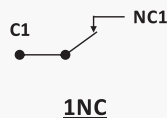
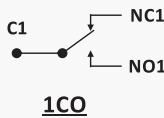
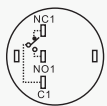
Products have **IP65**. By adding **S09 Sealing Cover**, the protection can be extended to **IP67**.

* *except Buzzer which is IP40.*

Rated Insulation Voltage	250V					
Thermal Current Ith	5A temperature do not exceed the highest rated allowed current					
Rated Operating Voltage	12V	24V	110V	220V		
Rated Operating Current	Frequency 50/60 Hz	Resistive Load	-	-	1A	0.5A
		Inductive Load	-	-	0.7A	0.5A
	DC	Resistive Load	1A	1A	0.2A	-
		Inductive Load	0.7A	0.7A	0.1A	-
Contact Material	Silver Alloy					

Bulb Type	Dual Direction LED		
Rated Voltage	AC/DC 6V	AC/DC 12V	AC/DC 24V
	AC/DC 110V	AC/DC 220V	
Illumination Colors	R	G	Y O B W
Lifespan	approx. 40,000 hours		

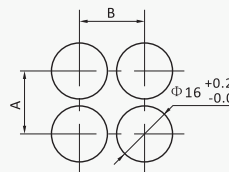
+ Possible Contact Configuration:



+ Specification Features:

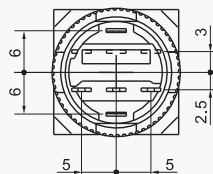
Operation Environment	{-}25°C ~ (+) 55°C [no freezing] Contact Body surroundings must have airflow	
Environment	45-85% RH (no condensation)	
Contact Resistance	≤ 50mΩ	
Insulation Resistance	≥ 100MΩ	
Overvoltage	Between the Contact Terminals & Lamp	2000 V, 50 Hz AC, 1 Minute
	Between the Same Terminal	1500 V, 50 Hz, 1 Minute
	Between the Different Terminal	2000 V, 50 Hz, 1 Minute
Vibration Assistance	50 Hz, Amplitude Approx 1.2mm	
Shock Assistance	Until 10g	
Lifespan	Mechanics	
	Momentary	1,000,000
	Latching, Selector	500,000
	Key, Emergency	200,000
Electrical	50,000 and above	
Wire Connection	Soldering Diameter: 2 x 0.08mm Largest copper wire area: 0.75mm ² Faston Terminals: 2.8 x 0.5	
Solder Heat Resistance	320°C (or 30 watt soldering iron) not more than 2 sec	
Travel	Pushbutton Approx. 3mm travel	
Operating Force	(On Lens Cap) According to no. of contacts 1 ~4 Newton (100gf ~400gf)	

+ Cut-out Dimensions:

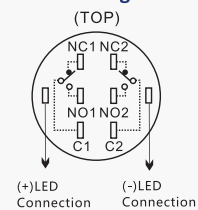


Type	A	B
Circle	≥ 18mm	≥ 18mm
Sqaure	≥ 18mm	≥ 18mm
Rectangle	≥ 18mm	≥ 24mm
Mushroom	≥ 24mm	≥ 24mm

+ Bottom View:



+ Terminal configuration:



IP65 RoHS CE



S01
Switch Guard
for Round & Square Pushbutton



S02
Switch Guard
for Rectangle Pushbutton



S09-AY
Seal Cover
for Round Pushbutton
& Pilot Light



S09-AJ
Seal Cover
for Rectangle Pushbutton
& Pilot Light



S10
Emergency Stop Label



S11
Lamp Holder Tool



S13
Corner Removal Tool



S15
Diameter Changing Circle
from Ø16mm to Ø22mm



S16
Pushbutton & Pilot Light Label



S19
Label Frame for Control Units

★ UV Printing Service on Nameplates/Labels

- Symbol and Text can be customized according to your requirements.
- The symbol and text are also applicable to Square and Rectangle nameplates/labels.



★ Customized Engraving/UV Printing Service

- Plastic Materials: Ply, Acrylic, Traffolyte & etc.
- Metal Materials: Aluminium, Stainless Steel, Copper, Brass & etc.
- Text, Dimension and Cut-out hole can be customized according to your requirements.

