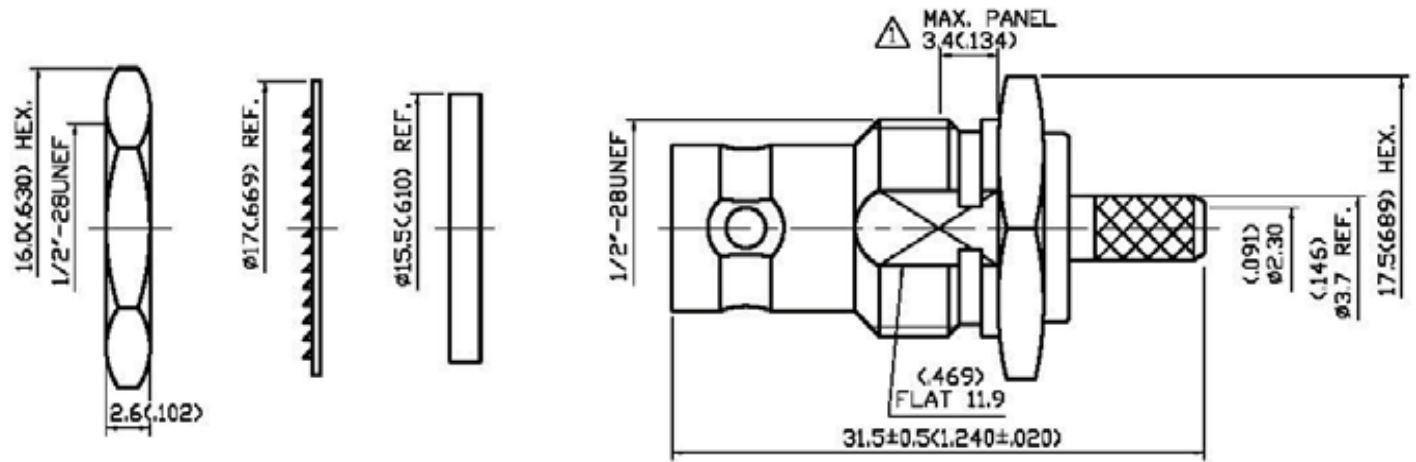


NO	DESCRIPTION	DATE
△	ADD 3.4 MAX. PANEL	01.11.12'



1.0 ELECTRICAL

- 1.1 FREQUENCY RANGE: DC-4 GHz
- 1.2 NOMINAL IMPEDANCE: 60 OHMS
- 1.3 WORKING VOLTAGE: 500 VOLTS MAX.
- 1.4 PROOF VOLTAGE: 1500 VOLTS

2.0 MATERIALS

- 2.1 BODIES: BRASS PER JIS-C3604
- 2.2 CENTER CONTACT: BRASS PER JIS-C3604
- 2.3 INSULATION: TEFLON PER ASTM D1467 AND ASTM D1710
- 2.4 CRIMP FERRULE: BRASS PER JIS-C2700

3.0 FINISHES AND OTHERS

3.1 SEE BELOW TABLE FOR DETAILS.

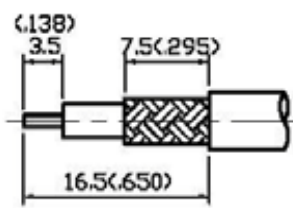
4.0 MECHANICAL

- 4.1 FOR USE WITH RG174U OR SIMILAR STYLE CABLE
- 4.2 CABLE ATTACHMENT: OUTER: CRIMP, INNER: SOLDER/CRIMP
- 4.3 CRIMP SIZE REQUIRED: CONTACT: 1.8(.071) HEX. CRIMP TOOL
 FERRULE: 3.5(.138) HEX. CRIMP TOOL
 4.8(.181) HEX. CRIMP TOOL

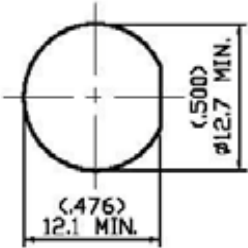
5.0 ENVIRONMENTAL

5.1 OPERATING TEMPERATURE RANGE: -65° C TO +165° C

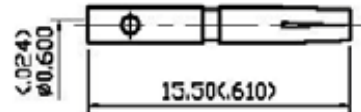
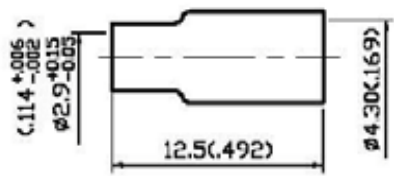
01/11/2012



STRIPPING DIMENSION



MOUNTING HOLE



8	CENTER CONTACT	BRASS	1	GOLD
7	CRIMP FERRULE	BRASS	1	NICKEL
6	CHASSIS	BRASS	1	NICKEL 100μ" MIN.
5	GASKET	SILICONE	1	NONE
4	INSULATION	TEFLON	1	NONE
3	BODY	BRASS	1	NICKEL 100μ" MIN.
2	WASHER	STEEL	1	NICKEL
1	NUT	BRASS	1	NICKEL
NO	DESCRIPTION	MATERIAL	Q'TY	FINISH



APPROVED by _____ DATE: _____

DESCRIPTION		BNC STRAIGHT BULKHEAD JACK CRIMP								
製圖	DRAWN	TOLERANCE	品名	13-11	T.G.N	174U	日期	DATE	版次	REV.
	Yoko	X ±0.2	TITLE	ROHS COMPLIANT			(S00)	01.15.92'		B-1
檢圖	CHECK	XX ±0.1	單位	UNIT	DWG.NO.		13-0105			
	Jase	XXX ±0.05	比例	SCALE						
認定	APPROVAL	ANGLE ±5°	比例	3:1						
	Angela									