



Main

Range of product	Modicon M171/M172
Product or component type	Additional I/O module
Product specific application	HVAC control
Total inputs/outputs	12
Discrete input number	2
Discrete output number	3 for relay outputs SPST with same common
Discrete output current	3 A for relay SPST
Analogue input number	4 configurable by pair

Complementary

Number of port	1 CAN port - screw terminal block
Input/output number	6 digital output(s) 4 analog input(s) 2 digital input(s)
Discrete input logic	Positive logic (sink) up to 2 kHz
Discrete input voltage	24 V AC/DC
Discrete input current	2.5 mA AC/DC
Input impedance	20 kOhm
Analogue input type	NTC NK103 Beta 3977 temperature probe - 40...137 °C - resolution: 0.1 °C at 10 kOhm (at 25 °C) NTC 103AT-2 Beta 3435 temperature probe - 50...110 °C - resolution: 0.1 °C at 10 kOhm (at 25 °C) Current 0...20 mA - resolution: 1 digit at < 150 Ohm Current 4...20 mA - resolution: 1 digit at < 150 Ohm Voltage 0...10 V - resolution: 1 digit at > 10 kOhm Voltage 0...5 V - resolution: 1 digit at > 20 kOhm (absolute or ratiometric) Impedance 0...1500 hOhm - resolution: 1 hOhm at 10 kOhm Impedance 0...300 daOhm - resolution: 1 daOhm at 2 kOhm Pt 100/Pt 1000 PTC - 55...150 °C - resolution: 0.1 °C at 2 kOhm Direct input - resolution: 1 digit (Dry contact) Pt 1000 temperature probe - 200...850 °C - resolution: 0.1 °C at 2 kOhm
Measurement accuracy	NTC NK103 - 40...+110 °C +/- 1 °C NTC NK103 110...137 °C +/- 1.9 °C NTC 103AT-2 - 50...110 °C +/- 1 °C PTC - 55...+135 °C +/- 1.1 °C PTC - 150...135 °C +/- 3.1 °C Pt 1000 - 200...-100 °C +/- 5 °C Pt 1000 - 100...-50 °C +/- 3 °C Pt 1000 - 50...+200 °C +/- 1.5 °C Pt 1000 200...600 °C +/- 15 °C Pt 1000 600...850 °C +/- 30 °C 0...20 mA 0...4 mA +/- 2 % of full scale +/- 1 digit 0...20 mA 4...20 mA +/- 1 % of full scale +/- 1 digit 4...20 mA +/- 1 % of full scale +/- 1 digit 0...10 V +/- 1 % of full scale +/- 1 digit 0...5 V +/- 1 % of full scale +/- 1 digit hOhm 0...700 hOhm +/- 10 hOhm hOhm 700 hOhm...1200 hOhm +/- 25 hOhm hOhm 1200 hOhm...1500 hOhm +/- 60 hOhm daOhm 0...300 daOhm +/- 2.5 daOhm
Sensor power supply	5 V DC at 50 mA 24 V DC at 125 mA
[Us] rated supply voltage	24 V +/- 10 % AC 20...38 V DC

The information provided in this documentation contains general descriptions and/or technical characteristics of the performance of the products contained herein. This documentation is not intended as a substitute for and is not to be used for determining suitability or reliability of these products for specific user applications. It is the duty of any such user or integrator to perform the appropriate and complete risk analysis, evaluation and testing of the products with respect to the relevant specific application or use thereof. Neither Schneider Electric Industries SAS nor any of its affiliates or subsidiaries shall be responsible or liable for misuse of the information contained herein.

Power consumption in W	20 VA at 24 V AC 10 W at 24 V DC
Realtime clock	Without clock
Display type	Without display
Overvoltage category	II
Mounting support	Panel mounting with accessory DIN rail
Width	72 mm
Height	110 mm
Depth	59 mm
Net weight	0.14 kg

Environment

Directives	2014/35/EU - low voltage directive 2014/30/EU - electromagnetic compatibility
Standards	IEC 61000-4-11 EN 60068-2-6 Fc IEC 61000-4-5 EN 60730-2-9 EN 60730-1 IEC 61000-4-2 UL 60730-2-9 IEC 61000-4-4 CSA E60730-2-9 CAN/CSA-E60730-1 IEC 61000-4-3 EN 60068-2-27 UL94 (material V0)
Product certifications	CE[RETURN]RCM[RETURN]cURus[RETURN]CSA[RETURN]EAC
Ambient air temperature for operation	-20...65 °C conforming to UL 60730-1
Ambient air temperature for storage	-30...70 °C
Relative humidity	5...95 % non-condensing
IP degree of protection	IP20
Pollution degree	2

Packing Units

Unit Type of Package 1	PCE
Number of Units in Package 1	1
Package 1 Height	13.500 cm
Package 1 Width	9.000 cm
Package 1 Length	12.700 cm
Package 1 Weight	222.000 g
Unit Type of Package 2	S02
Number of Units in Package 2	8
Package 2 Height	15.000 cm
Package 2 Width	30.000 cm
Package 2 Length	40.000 cm
Package 2 Weight	2.005 kg

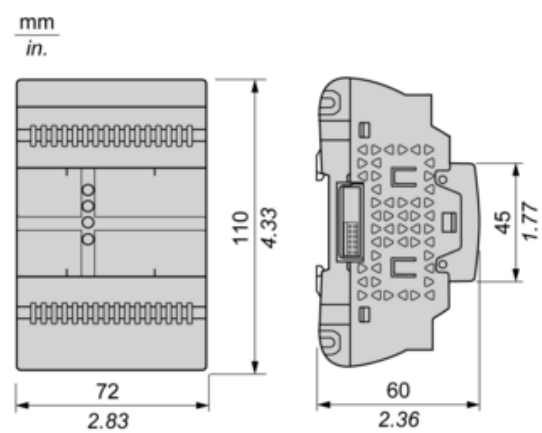
Offer Sustainability

Sustainable offer status	Green Premium product
REACH Regulation	 REACH Declaration
EU RoHS Directive	Pro-active compliance (Product out of EU RoHS legal scope)
Mercury free	Yes
China RoHS Regulation	 China RoHS Declaration
RoHS exemption information	 Yes
Environmental Disclosure	 Product Environmental Profile
Circularity Profile	 End Of Life Information

WEEE	The product must be disposed on European Union markets following specific waste collection and never end up in rubbish bins
Upgradeability	Upgradeable through digital modules and upgraded components

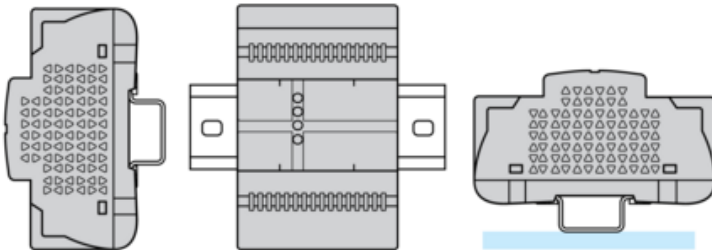
Dimensions Drawings

Dimensions

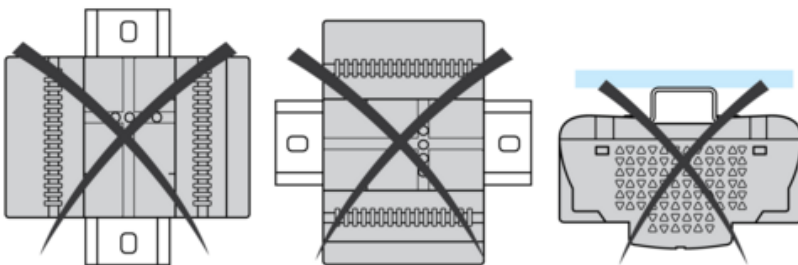


Mounting Positions

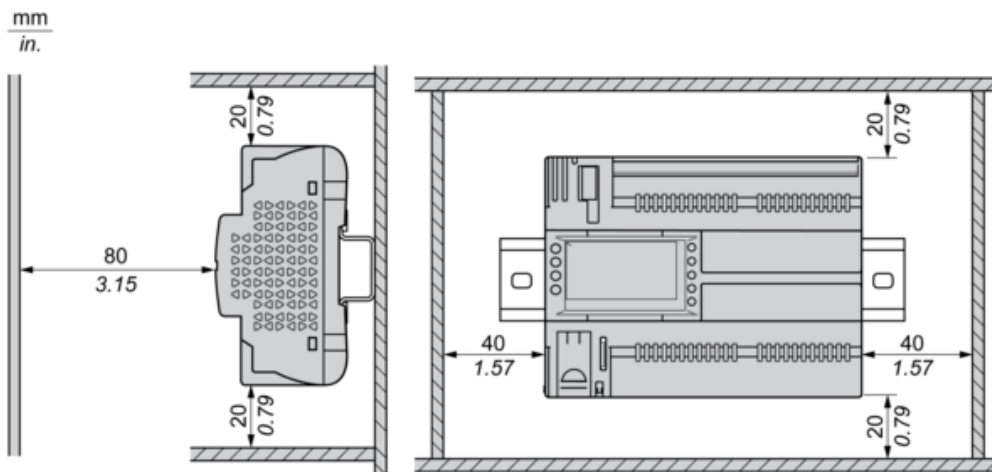
Correct Mounting Position



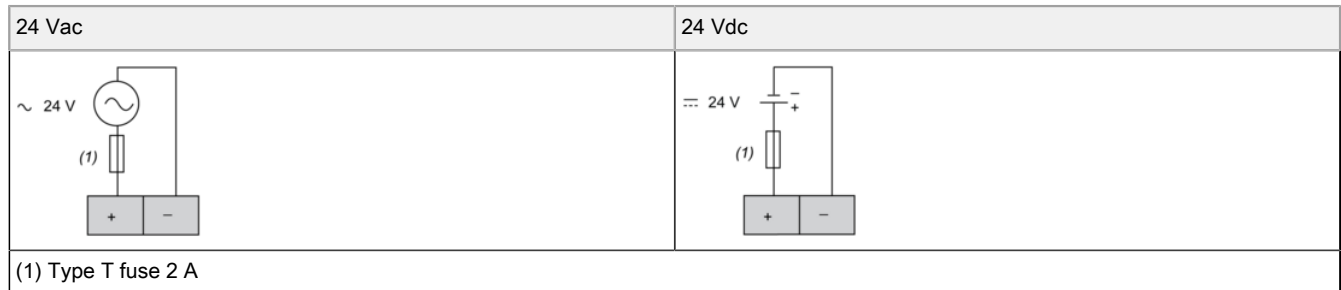
Incorrect Mounting Position



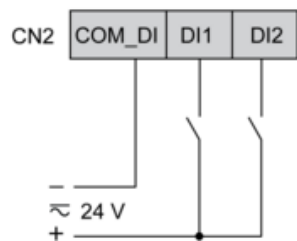
Clearance



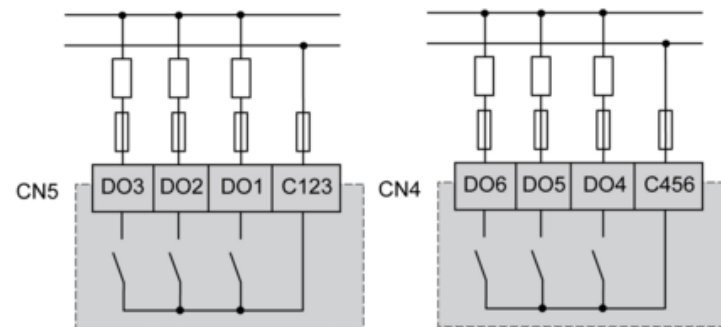
Power Supply



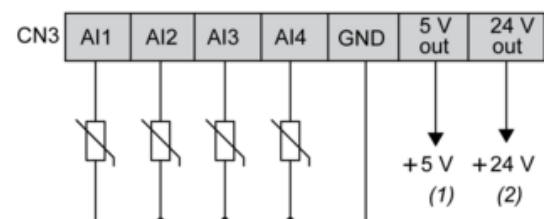
CN2 Fast Digital Inputs



CN5, CN4 High Voltage Relay SPST Digital Output



CN3 Analog Inputs



(1) Max. current : 50 mA.

(2) Max. current : 125 mA.

CN1 CAN Expansion Bus Port

