

VisiFault™

Visual Fault Locator

Instruction Sheet

The VisiFault Visual Fault Locator (VFL) is a visible light source that helps you trace optical fibers, check fiber continuity, and find faults such as breaks, bad splices, and tight bends in fiber optic cable.

Safety Information

 **Warning: Class 2 Laser**

To avoid possible eye damage caused by hazardous radiation

- Never look directly into the VFL's output (item ① in Figure 1). Momentary exposure to the VFL's output will not damage your eyes; however, direct, long-term exposure is potentially hazardous.
- Cover the VFL's output with the dust cap when the VFL is not in use.
- Do not open the case (except to open the battery cover to change the batteries); no user-serviceable parts are inside.
- Do not modify the VFL.
- Do not magnify or otherwise modify the laser output. Use only approved connectors and adapters.
- Do not use controls, adjustments, or procedures not documented or approved by Fluke Networks.

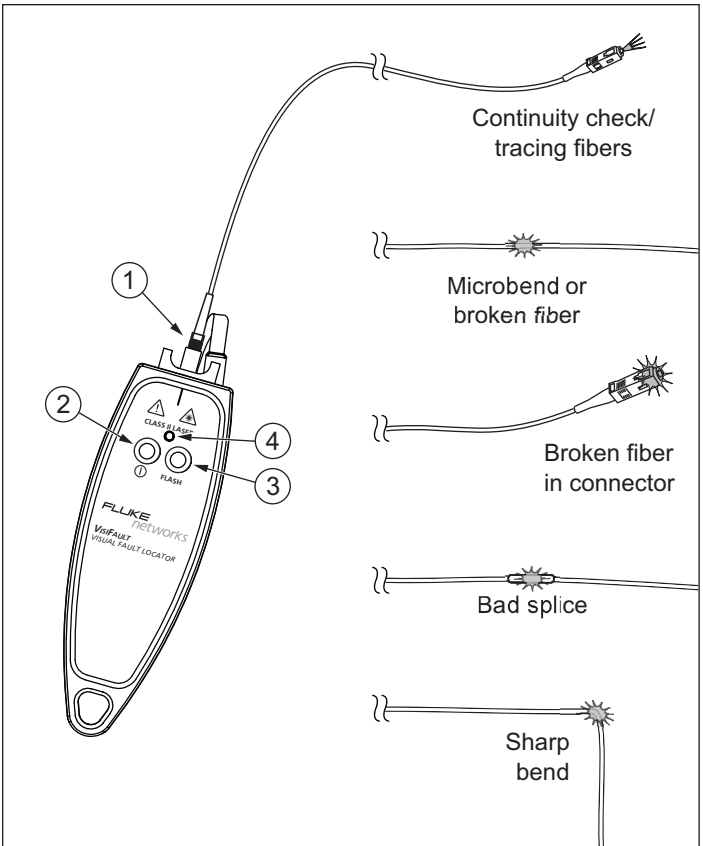
Using the Visual Fault Locator

To use the VFL, refer to Figure 1 and do the following:

- 1 Remove the VFL's dust cap; then clean the VFL's output adapter and the connector on the fiber to be tested.
- 2 Plug the fiber optic connector into the VFL's output (①).
The VFL's universal fiber adapter accepts connectors with 2.5 mm ferrules (SC, ST, or FC). For 1.25 mm ferrules, use the optional 1.25 mm universal adapter.
- 3 Press the ① key (②) to turn on the VFL.
- 4 To toggle between continuous and flashing modes, press the FLASH key (③). The status LED (④) indicates the VFL's output status.
- 5 Turn off the VFL before disconnecting it from the fiber. Replace the dust cap.

Tips: View the VFL's light indirectly by holding a white card or paper in front of the VFL output or the fiber connector emitting the light.

The VFL's light may not be visible through thick or dark-colored cable sheaths or connector dust caps.



awx01f.eps

Figure 1. Using the Visual Fault Locator

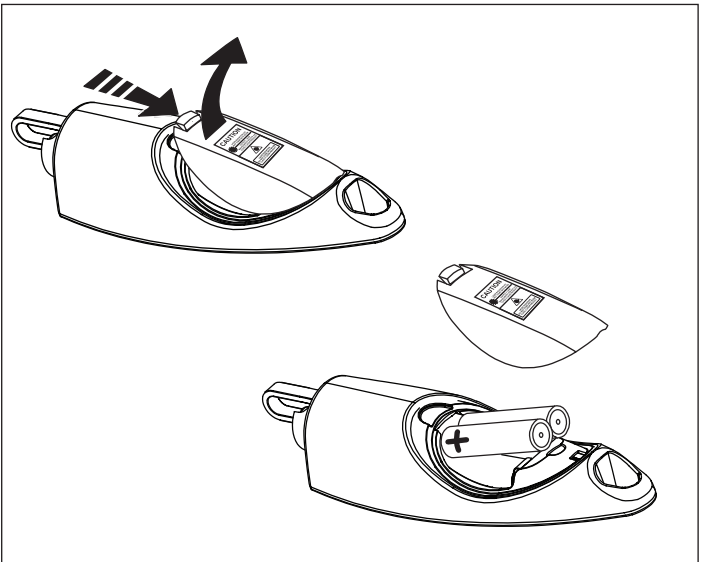
Accessory

Description	Fluke Networks Model Number
2.5 mm to 1.25 mm universal adapter	NF-380

Maintenance

Clean the case with a soft cloth dampened with water or water and a mild soap. Do not use abrasives, solvents, or alcohol.

If the VFL's light is dim or does not turn on, replace the batteries as shown in Figure 2.



awx03f.eps

Figure 2. Replacing the Batteries

Contacting Fluke Networks



www.flukenetworks.com



support@flukenetworks.com



+1-425-446-4519

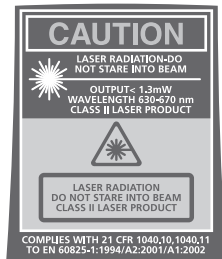
- Australia: 61 (2) 8850-3333 or 61 (3) 9329 0244
- Beijing: 86 (10) 6512-3435
- Brazil: 11 3044 1277
- Canada: 1-800-363-5853
- Europe: +44 1923 281 300
- Hong Kong: 852 2721-3228
- Japan: +81-3-3434-0181
- Korea: 82 2 539-6311
- Singapore: +65-6738-5655
- Taiwan: (886) 2-227-83199
- USA: 1-800-283-5853

Visit our website for a complete list of phone numbers.

Specifications

Laser type and classification	635 nm (nominal) laser diode, Class 2
Fiber compatibility	Multimode and singlemode
Output port	Universal adapter for connectors with 2.5 mm ferrules
Output	Continuous or flashing (2 Hz)
Output power	< 1.3 mW
Range	3 km on multimode fiber 4 km on singlemode fiber
Temperature and humidity ranges	Operating: 0 °C to 40 °C RH 95% (10 °C to 35 °C) Storage: -20 °C to +60 °C RH 95% (10 °C to 35 °C)

Vibration and shock	2 g, 5 Hz-500 Hz; 1 m drop
Altitude	3000 m
Battery type and life	2 AA alkaline; 80 hours typical in continuous mode
Dimensions and weight	6.2 in x 2 in x 1.3 in (157 mm x 52 mm x 33 mm) 5.7 oz (162 g)
Safety	<p>CSA C22.2 No. 1010.1: 1992, EN 61010-1, CE</p> <p>Laser safety label is on the back of the VFL.</p> <p>Complies with 21 CFR 1040.10 and 1040.11 except for deviations pursuant to Laser Notice No. 50, dated July 26, 2001</p>



LIMITED WARRANTY & LIMITATION OF LIABILITY

Fluke Networks products will be free from defects in material and workmanship for one year from the date of purchase. Parts, accessories, product repairs and services are warranted for 90 days. This warranty does not cover disposable batteries, cable connector tabs, cable insulation-displacement connectors, or damage from accident, neglect, misuse, alteration, contamination, or abnormal conditions of operation or handling. Resellers are not authorized to extend any other warranty on Fluke Networks' behalf. To obtain service during the warranty period, contact your nearest Fluke Networks authorized service center to obtain return authorization information, then send your defective product to that Service Center with a description of the problem.

THIS WARRANTY IS YOUR ONLY REMEDY. NO OTHER WARRANTIES, SUCH AS FITNESS FOR A PARTICULAR PURPOSE, ARE EXPRESSED OR IMPLIED. FLUKE NETWORKS IS NOT LIABLE FOR ANY SPECIAL, INDIRECT, INCIDENTAL OR CONSEQUENTIAL DAMAGES OR LOSSES, ARISING FROM ANY CAUSE OR THEORY. Since some states or countries do not allow the exclusion or limitation of an implied warranty or of incidental or consequential damages, this limitation of liability may not apply to you.

Fluke Networks
 PO Box 777
 Everett, WA 98206-0777
 USA