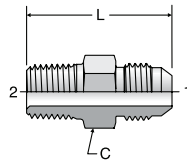


FTX

Male Connector
37° Flare / NPTF

SAE 070102
HPD Base # 0103



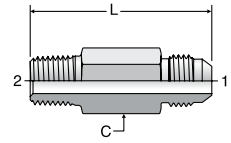
TUBE FITTING PART #	END SIZE		C HEX (in.)	L (in.)	Dynamic Pressure (x 1,000 PSI)			
	1 (in.)	2 NPTF			-S	-SS	-B	D
	2 FTX	1/8						
3 FTX	3/16	1/8 - 27	7/16	1.14	6.0	6.0	3.3	3.0
4 FTX	1/4	1/8 - 27	1/2	1.22	6.0	6.0	3.3	3.0
4-4 FTX	1/4	1/4 - 18	9/16	1.42	6.0	6.0	3.3	3.0
4-6 FTX	1/4	3/8 - 18	3/4	1.44	6.0	6.0	3.3	3.0
4-8 FTX	1/4	1/2 - 14	7/8	1.69	6.0	6.0	3.3	3.0
5 FTX	5/16	1/8 - 27	9/16	1.22	6.0	6.0	3.3	3.0
5-4 FTX	5/16	1/4 - 18	9/16	1.42	6.0	6.0	3.3	3.0
5-6 FTX	5/16	3/8 - 18	3/4	1.44	6.0	6.0	3.3	3.0
6 FTX	3/8	1/4 - 18	5/8	1.43	6.0	6.0	3.3	3.0
6-2 FTX	3/8	1/8 - 27	5/8	1.24	6.0	6.0	3.3	3.0
6-6 FTX	3/8	3/8 - 18	3/4	1.43	6.0	6.0	3.3	3.0
6-8 FTX	3/8	1/2 - 14	7/8	1.69	6.0	6.0	3.3	3.0
6-12 FTX	3/8	3/4 - 14	1 1/8	1.75	5.5	5.5	3.3	3.0
8 FTX	1/2	3/8 - 18	13/16	1.53	6.0	6.0	3.3	3.0
8-2 FTX	1/2	1/8 - 27	13/16	1.34	6.0	6.0	3.3	3.0
8-4 FTX	1/2	1/4 - 18	13/16	1.53	6.0	6.0	3.3	3.0
8-8 FTX	1/2	1/2 - 14	7/8	1.79	6.0	6.0	3.3	3.0
8-12 FTX	1/2	3/4 - 14	1 1/8	1.85	5.5	5.5	2.6	2.5
8-16 FTX	1/2	1 - 11 1/2	1 3/8	2.05	4.5	4.5	2.0	2.3
10 FTX	5/8	1/2 - 14	15/16	1.89	5.0	5.0	3.3	2.5
10-6 FTX	5/8	3/8 - 18	15/16	1.70	5.0	5.0	3.3	2.5
10-12 FTX	5/8	3/4 - 14	1 1/8	1.95	5.0	5.0	2.6	2.5
12 FTX	3/4	3/4 - 14	1 1/8	2.06	5.0	5.0	2.6	2.5
12-6 FTX	3/4	3/8 - 18	1 1/8	1.87	5.0	5.0	3.3	2.5
12-8 FTX	3/4	1/2 - 14	1 1/8	2.06	5.0	5.0	3.3	2.5
12-16 FTX	3/4	1 - 11 1/2	1 3/8	2.25	5.0	5.0	2.0	2.3
12-20 FTX	3/4	1 1/4 - 11 1/2	1 11/16	2.36	3.0	3.0	1.6	•
14 FTX	7/8	3/4 - 14	1 1/4	2.09	5.0	5.0	2.9	2.5
16 FTX	1	1 - 11 1/2	1 3/8	2.30	4.5	4.5	2.0	2.3
16-8 FTX	1	1/2 - 14	1 3/8	2.11	4.5	4.5	2.9	2.3
16-12 FTX	1	3/4 - 14	1 3/8	2.11	4.5	4.5	2.6	2.3
16-20 FTX	1	1 1/4 - 11 1/2	1 11/16	2.40	3.0	3.0	1.6	•
16-24 FTX	1	1 1/2 - 11 1/2	2	2.50	3.0	3.0	1.3	•
20 FTX	1 1/4	1 1/4 - 11 1/2	1 11/16	2.45	3.0	3.0	1.6	•
20-16 FTX	1 1/4	1 - 11 1/2	1 11/16	2.42	3.0	3.0	2.0	•
20-24 FTX	1 1/4	1 1/2 - 11 1/2	2	2.55	3.0	3.0	1.3	•
24 FTX	1 1/2	1 1/2 - 11 1/2	2	2.68	3.0	3.0	1.3	•
24-16 FTX	1 1/2	1 - 11 1/2	2	2.62	3.0	3.0	2.0	•
24-20 FTX	1 1/2	1 1/4 - 11 1/2	2	2.66	3.0	3.0	1.6	•
24-32 FTX	1 1/2	2 - 11 1/2	2 5/8	2.86	2.0	2.0	1.0	•
32 FTX	2	2 - 11 1/2	2 5/8	3.11	2.0	2.0	1.0	•
32-24 FTX	2	1 1/2 - 11 1/2	2 5/8	3.08	2.0	2.0	1.3	•
40 FTX	2 1/2	2 1/2 - 8	3 1/4	3.38	1.0	1.0	0.5	•

• Note: All "FTX" fittings include a 30° chamfer for sealing with NPSM swivel type fittings (steel only)

FFTX

Long Male Connector
37° Flare / NPTF

SAE 071802
HPD Base # 013E

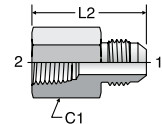


TUBE FITTING PART #	END SIZE		C (in.)	L (in.)	Dynamic Pressure (x 1,000 PSI)		
	1 (in.)	2 NPTF			-S	-SS	-B
	4 FFTX	1/4					
4-4 FFTX	1/4	1/4 - 18	9/16	2.25	6.0	6.0	3.3
6 FFTX	3/8	1/4 - 18	5/8	2.25	6.0	6.0	3.3
6-6 FFTX	3/8	3/8 - 18	3/4	2.50	6.0	6.0	3.3
8 FFTX	1/2	3/8 - 18	13/16	2.75	6.0	6.0	3.3
8-8 FFTX	1/2	1/2 - 14	15/16	2.80	6.0	6.0	3.3
10 FFTX	5/8	1/2 - 14	15/16	3.12	5.0	5.0	3.3
12 FFTX	3/4	3/4 - 14	1 1/8	3.50	5.0	5.0	2.6

GTX

Female Connector
37° Flare / NPTF

SAE 070103
HPD Base # 0203



TUBE FITTING PART #	END SIZE		C1 HEX (in.)	L2 (in.)	Dynamic Pressure (x 1,000 PSI)		
	1 (in.)	2 NPTF			-S	-SS	-B
	2 GTX	1/8					
3 GTX	3/16	1/8 - 27	9/16	1.13	6.0	6.0	3.3
4 GTX	1/4	1/8 - 27	9/16	1.19	6.0	6.0	3.3
4-4 GTX	1/4	1/4 - 18	3/4	1.39	6.0	6.0	3.3
4-6 GTX	1/4	3/8 - 18	7/8	1.45	6.0	6.0	3.3
4-8 GTX	1/4	1/2 - 14	1 1/8	1.68	6.0	6.0	3.3
5 GTX	5/16	1/8 - 27	9/16	1.17	6.0	6.0	3.3
5-4 GTX	5/16	1/4 - 18	3/4	1.39	6.0	6.0	3.3
6 GTX	3/8	1/4 - 18	3/4	1.40	6.0	6.0	3.3
6-2 GTX	3/8	1/8 - 27	5/8	1.19	6.0	6.0	3.3
6-6 GTX	3/8	3/8 - 18	7/8	1.46	6.0	6.0	3.3
6-8 GTX	3/8	1/2 - 14	1 1/8	1.69	5.0	5.0	3.3
8 GTX	1/2	3/8 - 18	7/8	1.56	6.0	6.0	3.3
8-4 GTX	1/2	1/4 - 18	13/16	1.55	6.0	6.0	3.3
8-8 GTX	1/2	1/2 - 14	1 1/8	1.79	5.0	5.0	3.3
8-12 GTX	1/2	3/4 - 14	1 3/8	1.85	4.0	4.0	2.6
10 GTX	5/8	1/2 - 14	1 1/8	1.89	5.0	5.0	3.3
10-12 GTX	5/8	3/4 - 14	1 3/8	1.95	4.0	4.0	2.6
12 GTX	3/4	3/4 - 14	1 3/8	2.06	4.0	4.0	2.6
12-8 GTX	3/4	1/2 - 14	1 1/8	2.05	5.0	5.0	2.6
12-16 GTX	3/4	1 - 11 1/2	1 5/8	2.30	3.0	3.0	2.0
14 GTX	7/8	3/4 - 14	1 3/8	2.06	4.0	4.0	2.6
16 GTX	1	1 - 11 1/2	1 5/8	2.35	3.0	3.0	2.0
16-12 GTX	1	3/4 - 14	1 3/8	2.13	4.0	4.0	2.6
16-20 GTX	1	1 1/4 - 11 1/2	2	2.44	2.5	2.5	1.6
20 GTX	1 1/4	1 1/4 - 11 1/2	2	2.49	2.5	2.5	1.6
20-16 GTX	1 1/4	1 - 11 1/2	1 3/4	2.47	3.0	3.0	2.0
24 GTX	1 1/2	1 1/2 - 11 1/2	2 3/8	2.62	2.0	2.0	1.3
32 GTX	2	2 - 11 1/2	2 7/8	2.97	1.5	1.5	1.0

Dimensions and pressures for reference only, subject to change.

