

FEATURES

- 3 mm coloured diffused epoxy lens
- 2 mm x 0.5 mm blade terminations
- Solder tab blade terminals
- Connection tabs are colour coded for polarity (gold +ve, silver -ve)
- Various voltage ratings

RS PRO Green Indicator, 12 V dc, 6mm Mounting Hole Size, Solder Tab Termination

RS Stock No.: 210-226



RS Professionally Approved Products bring to you professional quality parts across all product categories. Our product range has been tested by engineers and provides a comparable quality to the leading brands without paying a premium price.

Product Description

Brought to you by RS Pro, a range of LED indicators. Each indicator has a compact and robust high quality build, complete with a solder tab termination. The relative ease of the installation process ensures these LED indicators are perfect for your application. With tri-colour options available, the possibilities are endless. Whether the intended application is a signal, warning or purely a display, there are choices to suit all outcomes. All models are highly reliable and excellent quality.

General Specifications

Light Output Colour	Green
Lamp Type	LED
Termination Type	Solder Tab
Type	Panel Mount
Bezel Style	Prominent
Bezel Colour	Chrome
Intensity	40mcd
Type Of Illumination	Fixed Light
LED Colour	Green
Viewing Angle	30° to 100°
Life Expectancy	100000hours
Applications	Fixed to PCB circuit boards mounted; Switches; Pushbuttons; Used as vehicle indicators

Electrical Specifications

Voltage Rating	12V dc
Current Rating	20mA
Voltage Tolerance	10%

Mechanical Specifications

Mounting Hole Size	6mm
Length	34.4mm
Torque	4cNm
Lamp Size	3mm

Operation Environment Specifications

Temperature Rating	-40°C to 85°C
---------------------------	---------------

Approvals

Compliance/Certifications	EN61340
----------------------------------	---------



TECHNICAL SPECIFICATIONS		
Voltage	Operating Voltage	Operating Current
	(Min to Max)	(Typical All Types)
02 (No Resistor)	1.8 to 3.8VDC	20mA max*
6VDC	5.4 to 6.6VDC	20mA
12VDC	10.8 to 13.2VDC	20mA
24VAC/DC	21.6 to 26.4VDC	20mA
28VDC	25.2 to 30.8VDC	20mA

Max Reverse Voltage: 5V
Viewing Angle: 30–100° (dependant on model)
Life Expectancy: 100,000 hours
Temperature Range: –40 to +85°C (operating & storage)
Torque: 4cNm
<p>Technical drawing showing panel cutout dimensions: $\varnothing 6.00 +0.15/-0.0$. Thread specification: M6 x 0.50 THREAD. Other dimensions shown include 8.00 [0.315] AF and 2.00 [0.079].</p>

Standard LED Intensity	Prominent and Recessed	Flush	Forward Voltage
HE Red	40mcd	10mcd	2.0V
Green	50mcd	12mcd	2.2V
Yellow	30mcd	6mcd	2.1V
Blue	1,200mcd	100mcd	3.8V
White	1,200mcd	160mcd	3.8V
Orange	60mcd	10mcd	2.0V
Bi-color (Typical) (Red/Green)	20/15mcd	10/8mcd	2.0V/2.2V

The color is changed by reversing the polarity of the supply voltage.

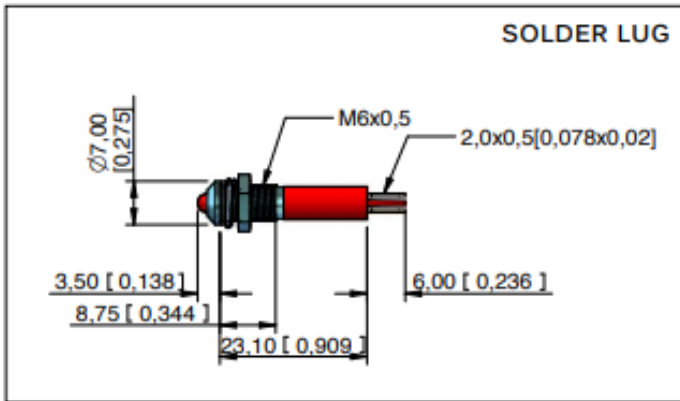
Super Bright LED	Prominent and Recessed	Flush	Forward Voltage
HE Red	1,000mcd	700mcd	2.2V
Green	1,200mcd	2,000mcd	3.5V
Yellow	2000mcd	8,000mcd	2.3V
Blue	1,600mcd	200mcd	3.3V
White	1,200mcd	350mcd	3.3V
Orange	10,000mcd	500mcd	2.2V

Hyper Bright LED	Prominent and Recessed	Flush	Forward Voltage
HE Red	3,700mcd	600mcd	2.2V
Green	2,000mcd	350mcd	3.2V
Yellow	1,200mcd	140mcd	2.0V
Orange	4,500mcd	400mcd	2.2V

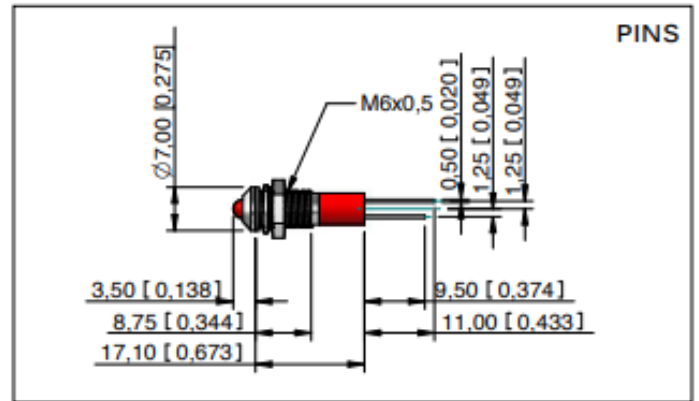
Luminous intensity will be reduced with lower operating current.

PROMINENT BEZEL

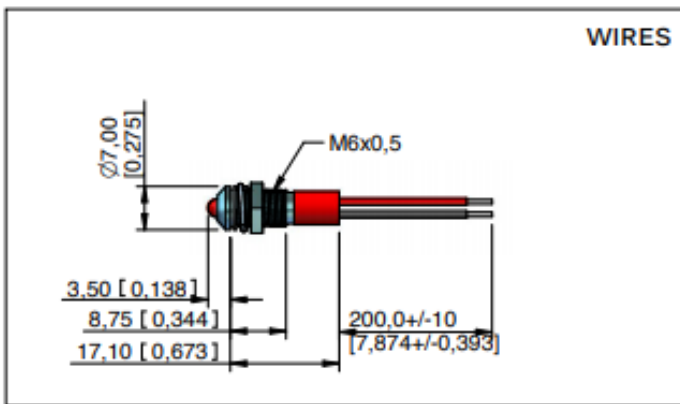
SOLDER LUG



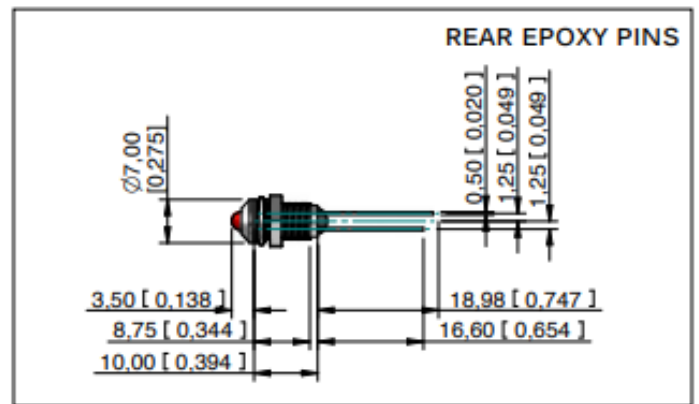
PINS



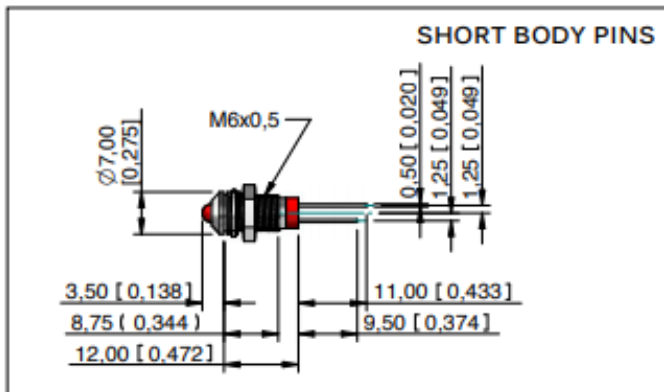
WIRES



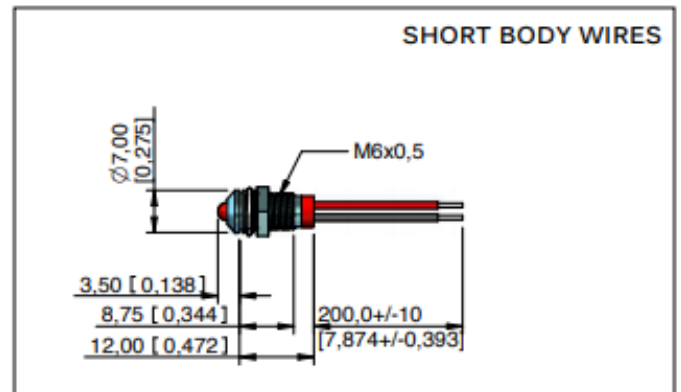
REAR EPOXY PINS



SHORT BODY PINS



SHORT BODY WIRES



REAR EPOXY WIRES

