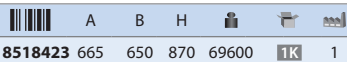
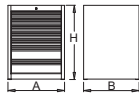




Professionally approved products.

851-8423**Tool chest big - 7 drawers**

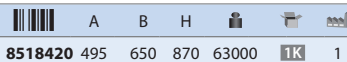
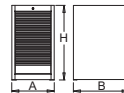
- locking system
- drawers with ball-bearing slides
- the synthetic covering protects drawers and tools from damage
- ecological lacquered with cadmium and lead free colour
- 7 drawers (five dimensions 560x570x70mm, two dimensions 560x605x150mm)
- maximum capacity of each drawer: 40kg
- possible use of SOS tool tray system in drawers
- material: sheet metal



8518423 665 650 870 69600 1K 1

851-8420**Tool chest small - 8 drawers**

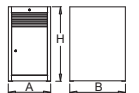
- locking system
- drawers with ball-bearing slides
- the synthetic covering protects drawers and tools from damage
- ecological lacquered with cadmium and lead free colour
- 8 drawers (seven dimensions 390x570x70mm, one dimension 390x605x150mm)
- maximum capacity of each drawer: 40kg
- possible use of SOS tool tray system in drawers
- material: sheet metal



8518420 495 650 870 63000 1K 1

851-8436**Tool chest - 2 drawers and door**

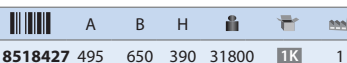
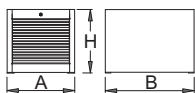
- locking system
- drawers with ball-bearing slides
- the synthetic covering protects drawers and tools from damage
- ecological lacquered with cadmium and lead free colour
- 2 drawers dimensions 390x570x70mm
- with door
- maximum capacity of each drawer: 40kg
- possible use of SOS tool tray system in drawers
- material: sheet metal



8518436 495 650 870 37600 1K 1

851-8427**Tool chest - 4 drawers**

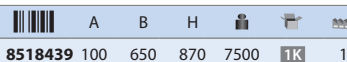
- locking system
- drawers with ball-bearing slides
- the synthetic covering protects drawers and tools from damage
- ecological lacquered with cadmium and lead free colour
- 4 drawers dimensions 390x570x70mm
- maximum capacity of each drawer: 40kg
- possible use of SOS tool tray system in drawers
- material: sheet metal



8518427 495 650 390 31800 1K 1

851-8439**Support for modular work bench**

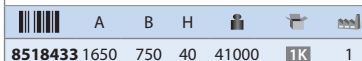
- ecological lacquered with cadmium and lead free colour
- material: sheet metal



8518439 100 650 870 7500 1K 1

851-8433**Short wooden working plate for modular work bench**



- plywood - beech wood
- protected with environmentally friendly coating



8518433 1650 750 40 41000 1K 1

851-8442**Long wooden working plate for modular work bench**

- plywood - beech wood
- protected with environmentally friendly coating



8518442 2050 750 40 51000 1K 1

Modular Work Bench

The modular work bench is an indispensable piece of equipment in both professional and home workshops. It is used as a work surface and for safely storing tools large and small, as well as for temporarily laying aside tools and various materials.

It is comprised of various modules that enable the composition of various forms of work bench, giving each user the possibility of creating an ideal layout with regard to both your needs and the instalment possibilities. Assembly is fast, simple and safe. A template is included to allow the precise drilling of holes.

The components of the modular work bench are made of quality sheet metal up to 3 mm thick. The surface of the work bench's supporting structure is protected by powder paint, protecting the surface from both mechanical and atmospheric damage, as well as influences from the chemical environment.

The counter is made of a massive composite panel allowing for rough work on its surface while, at the same time, it is protected with an environmentally-friendly coating. The counter is robust and hard-wearing and designed to take a heavy surface load.



→ 942A1 ←



→ 944A35 ←



→ 944A15 ←



→ 944A21 ←



→ 942A2 ←



→ 942A13 ←



→ 942A3 ←



→ 944A13 ←

Modular Work Bench Combinations

851-8423



851-8420



851-8436



851-8427



851-8439



851-8433



851-8442



851-8445



	851-8423	851-8420	851-8436	851-8427	851-8439	851-8433	851-8442	851-8445
942A1					2	1		1
942A3		1	1			1		
942A4			1		1	1		
942A6		1			1	1		
942A8		1			1	1		
942A9			1	1	1	1		
942A13	1				1	1		
942A15	1			1	1	1		
942A19	1		1			1		
942A23	1	1				1		
944A3		1	1				1	
944A4			1		1		1	
944A6		1			1		1	
944A9			1	1	1		1	
944A13	1				1		1	
944A15	1			1	1		1	
944A19	1		1				1	
944A23	1	1					1	
944A26		2		2			1	