

RSLZVA1

socket equipped with LED and protection circuit, Harmony Electromechanical Relays, for RSL1 relays, screw connector, 12 to 24V AC DC



Main

Range of product	Harmony Electromechanical Relays
Device short name	RSLZ
Product or component type	Socket
Device presentation	Basic element
Product compatibility	Plug-in relay RSL with 1 C/O contact at 12 V DC Plug-in relay RSL with 1 C/O contact at 24 V DC
Contacts type and composition	1 C/O
[I _{th}] conventional free air thermal current	6 A
Switching voltage	12 V AC/DC 24 V AC/DC
Rated operational voltage limits	11.4...14.4 V 21.6...28.8 V
[U _e] rated operational voltage	< 300 V AC

Complementary

Group of product	RSL_CON_12-24
Shape of pin	Flat
Contact terminal arrangement	Separate
Connections - terminals	Connector, 1 x 0.2...1 x 2.5 mm ² (AWG 24...AWG 14) flexible with cable end Connector, 1 x 0.2...1 x 2.5 mm ² (AWG 24...AWG 14) solid without cable end
Compatibility code	RSLZ
Tightening torque	< 0.4 N.m for M2.5 screw(s)
Fixing mode	Plastic compression spring (35 mm symmetrical DIN rail)
[U _{imp}] rated impulse withstand voltage	3.6 kV
Overvoltage category	III
Pollution degree	3
Sale per indivisible quantity	10
CAD overall width	6.2 mm
CAD overall height	78.6 mm
CAD overall depth	95 mm
Net weight	0.023 kg

Environment

IP degree of protection	IP20 conforming to IEC 60529
Standards	IEC 61984 UL 508
Product certifications	CSA[RETURN]GOST
Marking	CE
Ambient air temperature for storage	-40...85 °C
Ambient air temperature for operation	-40...70 °C

The information provided in this documentation contains general descriptions and/or technical characteristics of the performance of the products contained herein. This documentation is not intended as a substitute for and is not to be used for determining suitability or reliability of these products for specific user applications. It is the duty of any such user or integrator to perform the appropriate and complete risk analysis, evaluation and testing of the products with respect to the relevant specific application or use thereof. Neither Schneider Electric Industries SAS nor any of its affiliates or subsidiaries shall be responsible or liable for misuse of the information contained herein.

Packing Units

Unit Type of Package 1	PCE
Number of Units in Package 1	1
Package 1 Height	8.500 cm
Package 1 Width	7.200 cm
Package 1 Length	10.800 cm
Package 1 Weight	23.000 g
Unit Type of Package 2	BB1
Number of Units in Package 2	10
Package 2 Height	8.500 cm
Package 2 Width	7.200 cm
Package 2 Length	10.800 cm
Package 2 Weight	262.000 g
Unit Type of Package 3	S03
Number of Units in Package 3	300
Package 3 Height	30.000 cm
Package 3 Width	30.000 cm
Package 3 Length	40.000 cm
Package 3 Weight	8.395 kg

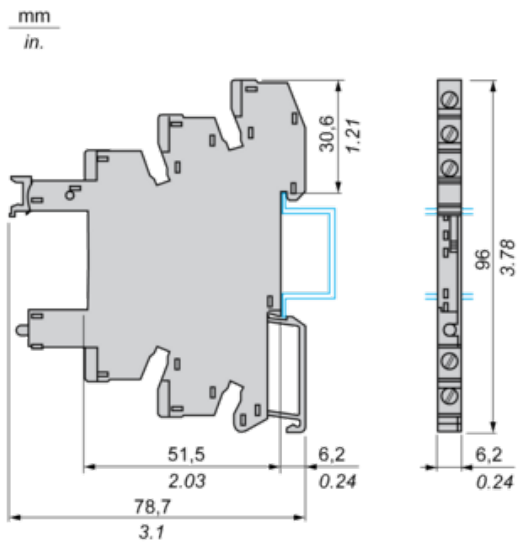
Offer Sustainability

Sustainable offer status	Green Premium product
REACH Regulation	REACH Declaration
REACH free of SVHC	Yes
EU RoHS Directive	Pro-active compliance (Product out of EU RoHS legal scope) EU RoHS Declaration
China RoHS Regulation	China RoHS Declaration
RoHS exemption information	Yes
Environmental Disclosure	Product Environmental Profile
Circularity Profile	End Of Life Information
WEEE	The product must be disposed on European Union markets following specific waste collection and never end up in rubbish bins

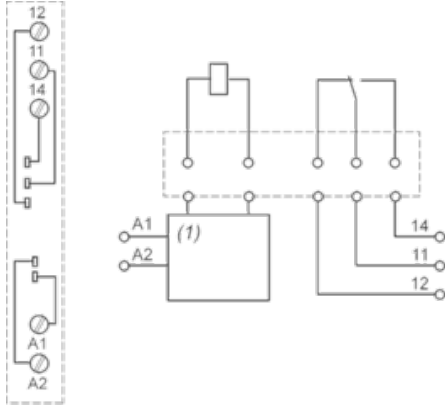
Contractual warranty

Warranty	18 months
----------	-----------

Dimensions



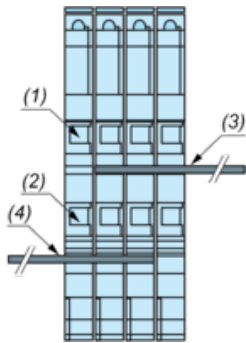
Wiring Diagram



(1) Protection circuit

Example of RSLZ2 Bus Jumper Mounting on Sockets

Side View



- (1) A1
- (2) A2
- (3) Bus jumper polarity A1
- (4) Bus jumper polarity A2