

ALL RIGHTS RESERVED. NO PORTION OF THIS PUBLICATION, WHETHER IN WHOLE OR IN PART CAN BE REPRODUCED WITHOUT THE EXPRESS WRITTEN CONSENT OF SPC TECHNOLOGY.

SPC-F005.DWG

REVISIONS

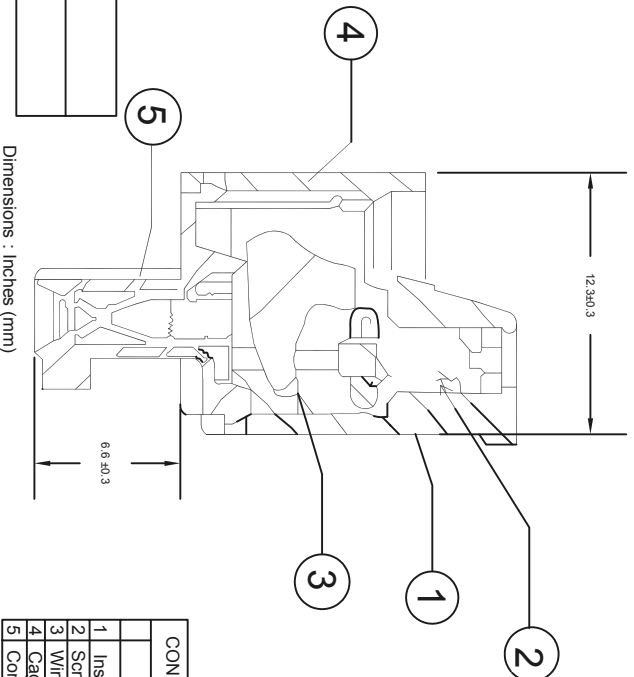
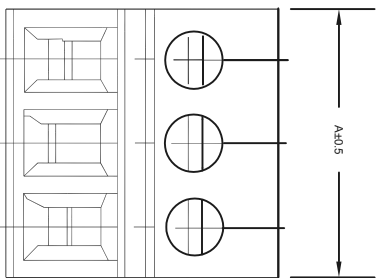
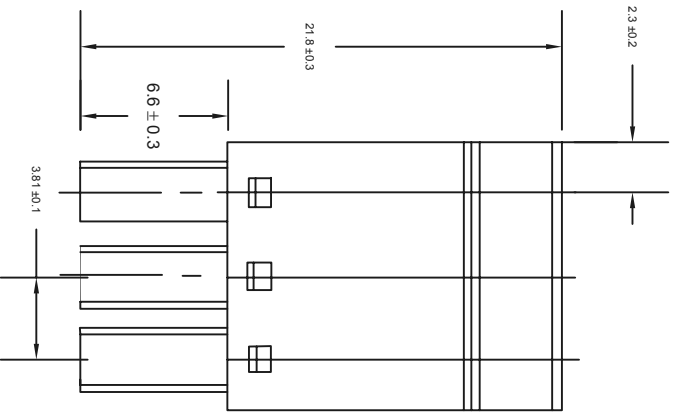
DCP #	REV	DESCRIPTION	DRAWN	DATE	CHECKD	DATE	APPRVD	DATE
			MIRD	01-08-10	JAG	03-08-10	XXX	16-08-10

DOC. NO. SPC-F005 * Effective: 7/8/02 * DCP No: 1398



Specifications

Current Rating : 8amp AC 300V
 Insulation Withstands Volt : AC2000V min
 Insulation resistance : >2000M Ω DC 500 V
 Operation Temperature : -40°c to +105°c
 Screw torque : 2.5lb-in
 Wire range : 16 ~ 30AWG
 Wire strip length : 9mm



Poles	Alt(mm)	A1(in)	Poles	Alt(mm)	A1(in)
2	8.42	0.331	15	57.95	2.281
3	12.23	0.481	16	61.76	2.431
4	16.04	0.631	17	65.57	2.581
5	19.85	0.781	18	69.38	2.731
6	23.66	0.931	19	73.19	2.881
7	27.47	1.081	20	77.00	3.031
8	31.28	1.231			
9	35.09	1.381			
10	38.90	1.531			
11	42.71	1.681			
12	46.52	1.831			
13	50.22	1.981			
14	54.14	2.131			

Part Number Table

Description	Part Number
Pluggable Terminal Block	MC310-38103

Dimensions : Inches (mm)

Material	Plating/Finish	Remarks
1 Insulating Body	Polamide 66(Ul94V-0)	Green
2 Screw	Steel	Zinc Plated
3 Wire guard	Steel	Zinc Plated
4 Cage clamp	Steel	Zinc Plated
5 Contact	Phosphor bronze	Tin Plated

TOLERANCES:

UNLESS OTHERWISE SPECIFIED, DIMENSIONS ARE FOR REFERENCE PURPOSES ONLY.

DRAWN BY:

DATE:

DRAWING TITLE:

Pluggable Terminal Block

CHECKED BY:

DATE:

SIZE DWG. NO.

XXX

04R6947 MC310-38103

REV

APPROVED BY:

DATE:

SCALE:

NTS

U.O.M.: Millimeters

SHEET:

1 OF 1

DISCLAIMER: ALL STATEMENTS AND TECHNICAL INFORMATION CONTAINED HEREIN ARE BASED UPON INFORMATION AND/OR TESTS WE BELIEVE TO BE ACCURATE AND RELIABLE. SINCE CONDITIONS OF USE ARE BEYOND OUR CONTROL, THE USER SHALL DETERMINE THE SUITABILITY OF THE PRODUCT FOR THE INTENDED USE AND ASSUME ALL RISK AND LIABILITY WHATSOEVER IN CONNECTION THEREWITH.