



Datasheet

Stock No: 146-8984

ENGLISH

## RS Pro Emergency Light Bulkhead Surface LED Downlighter








### Features:

- Easy to install - Plug and play, maintained and non-maintained in one
- 3 year warranty
- Affordable range

### Specifications:

Input voltage:	220 - 240 Vac, 50 Hz
Lamp type:	2 x 1.5W LED (= 3W LED)
Power consumption (VA/W):	9/4.5
Operation duration (hrs):	3
Environment temperature (°C):	0 to +25
Weight (kg):	0.425

Spacing table

Mounting height (m)					
2.00	1.34	3.41	6.14	9.41	4.10
2.50	1.40	3.69	6.87	10.66	4.44
3.00	1.50	3.81	7.44	11.53	4.69
3.50	1.55	3.91	7.85	12.28	4.90
4.00	1.53	4.10	8.15	12.86	5.17

