

1587 FC/1587/1577 Insulation Tester



Go to www.fluke.com to register your Product, read the Users Manual and find more information.

Vaya a www.fluke.com para registrar el producto, descargar manuales y obtener más información.

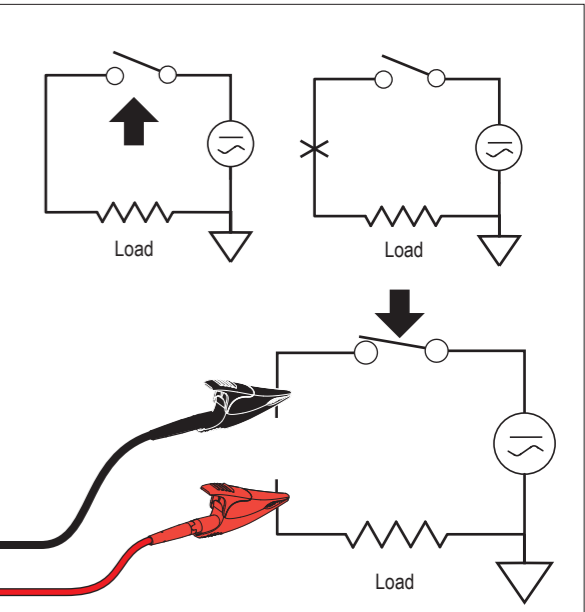
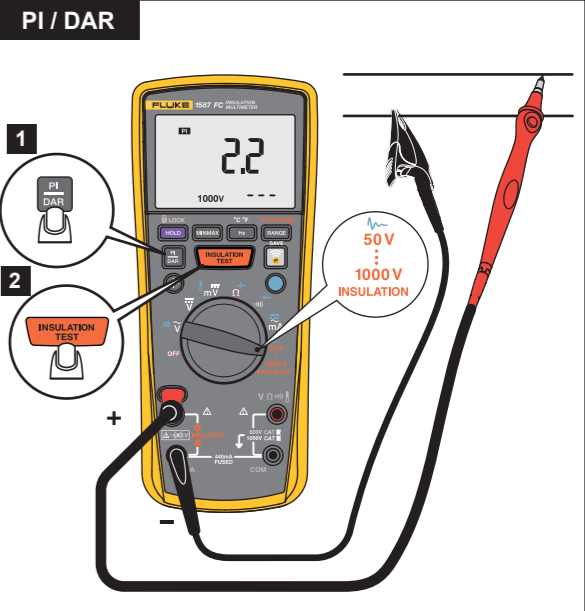
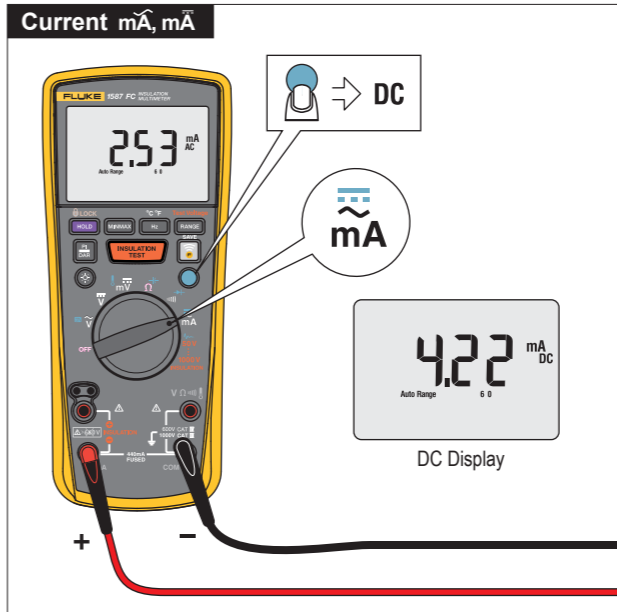
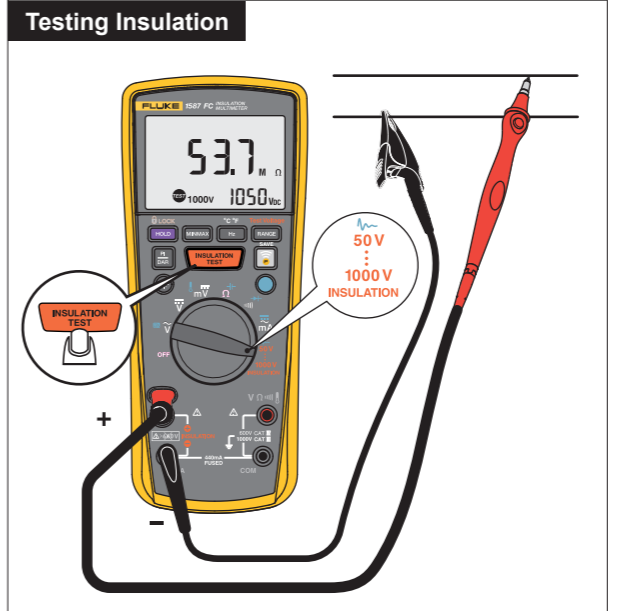
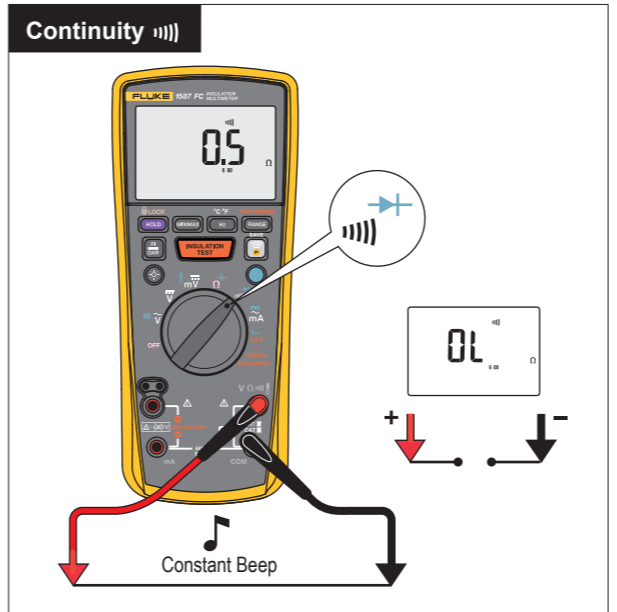
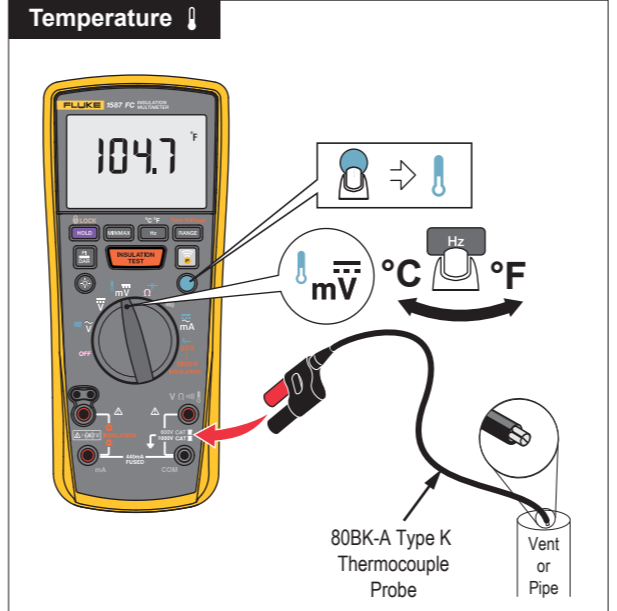
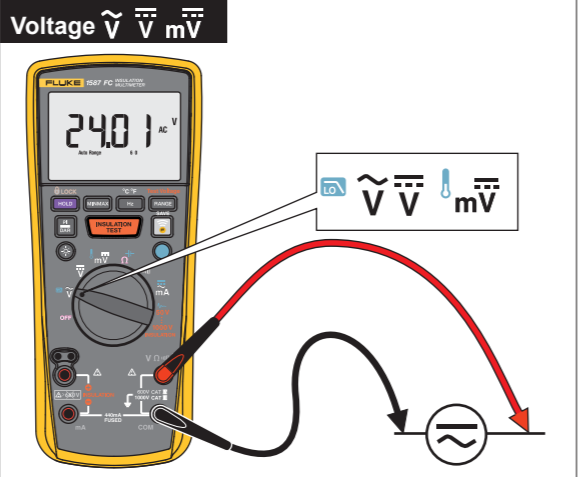
Acesse www.fluke.com.br para registrar seu Produto, ler o Manual do Usuário e obter mais informações.

Fluke Connect



1. Download the Fluke Connect app.
2. Turn on the phone's Bluetooth.
3. Turn on the Tester and push to activate the radio.
4. Make sure that the radio is active.
5. Go to the phone and start the Fluke Connect app.
6. Tap **Capture Measurements**.
7. Tap **Fluke 1587 FC** to connect the Tester to the phone by Bluetooth.
8. The live display from the Tester shows on the phone app.

For more instructions about how to use the Fluke Connect app, go to www.flukeconnect.com.



Diode Test \rightarrow

Good Diode

0.601 V DC

Bad Diode

OL V DC

Single Beep

Forward Bias

Open

Good Diode

OL V DC

Bad Diode

0000 V DC

Constant Beep

Shorted

Reverse Bias

Resistance Ω

25.1 Ω

Auto Range 5 00

Capacitance μ F

57.0 μ F

Auto Range 100

Frequency (Hz)

AC/DC Voltage Frequency

6000 mV AC Hz

Auto Range 10

AC/DC Current Frequency

6000 DC Hz

Auto Range 10

mA

Load

Low Pass (VFD) Filter (Model 1587)

124 AC V

Auto Range 10

Smoothing (Power Up Option)

5.00 V DC

Auto Range 5 00

3.8 mV DC

Fuse Test \rightarrow

OL Ω

Auto Range 1.0 M Ω

440 mA

OK

Battery / Fuse Replacement \rightarrow

Battery, 1.5 V AA Alkaline, IEC LR6

Fuse: 0.44 A, 1000 V, IR 10 kA