

CAUTION



LASER RADIATION
DO NOT STARE INTO BEAM
CLASS 2 LASER PRODUCT
 $\lambda = 650\text{nm}, < 1\text{mW}, \text{EN60825-1:2007}$

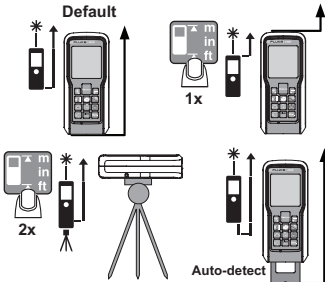


The Meter produces a visible laser beam which emerges from the front of the Meter.

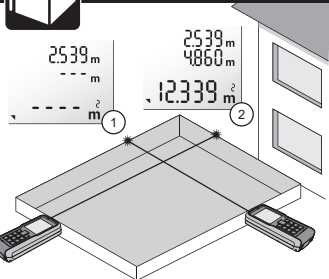
It is a Class 2 laser product in accordance with: IEC60825-1 : 2007 "Radiation safety of laser products"



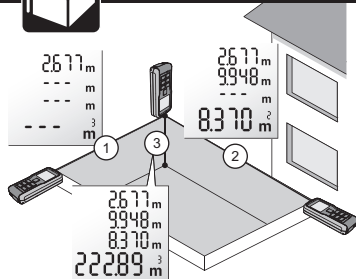
Default



1x =



2x =



Clear Off



1x = Set back or clear value



2x = Clear all



+ Mem. 2 sec. = Delete History

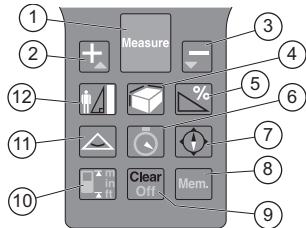


2 Sec. = Off

Quick Reference Guide

FLUKE®

Laser Distance Meter 424D



Buttons

1. Measure/Min Max/Power On
2. Plus (+)/Scroll Up
3. Minus (-)/Scroll Down
4. Area/Volume
5. Tilt Functions/Height Tracking/Leveling
6. Timer
7. Compass
8. Memory
9. Clear/Off
10. Reference/Units
11. Corner Angle/Triangle Area
12. Indirect Measurement (Pythagoras)/ Stake Out



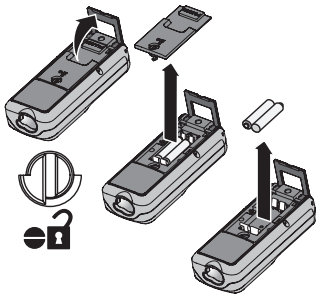
2 Sec. = 0.000 m 0.00 ft
0.000⁰ m 0'00" 1/32"
0.00 m 0.000 in
0 in 1/32
* default

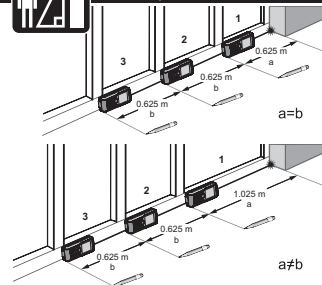
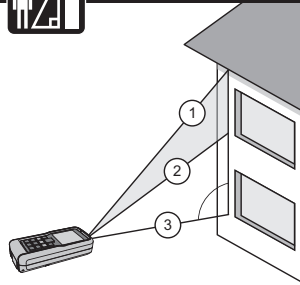
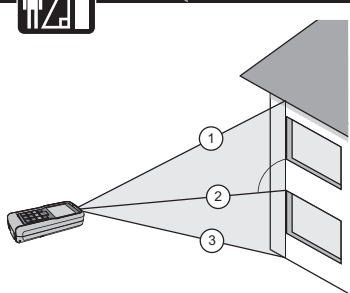
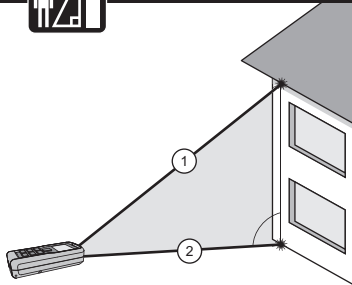


+ [Minus] = [Speaker icon] On/Off



+ [Plus] = [Lightbulb icon] On/Off





Mem.

- 1x = Recall
- / 1 ... 20
- 2 sec. = Use the value shown in the Summary line for further calculations.
- + 2 sec. = Delete History

