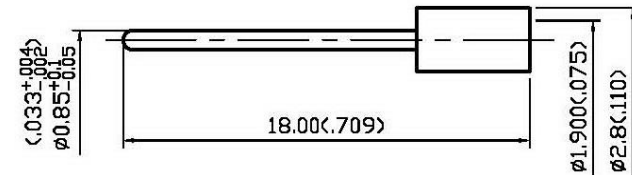
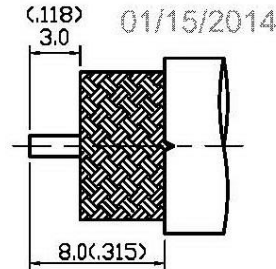
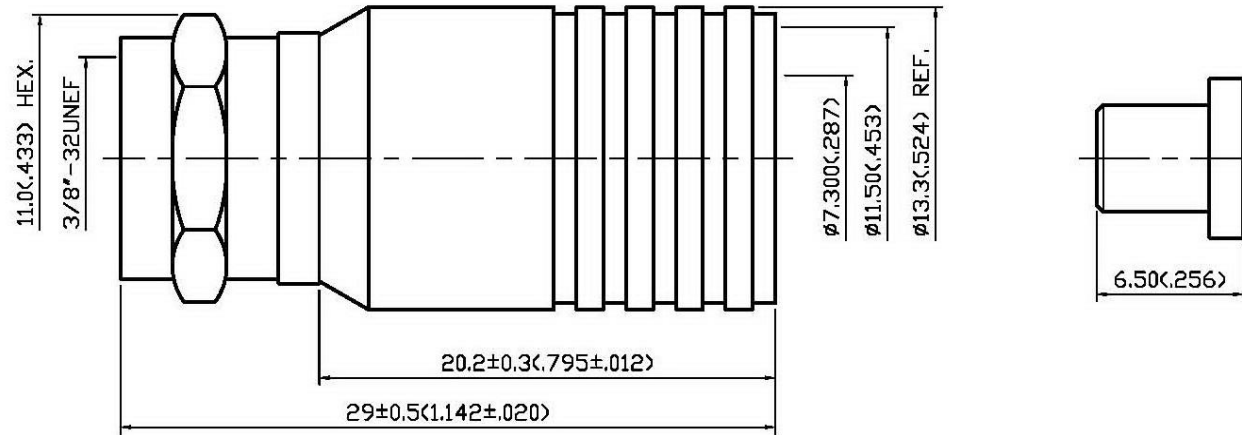


NO	DESCRIPTION	DATE
①	PDM → TEFLON	05.23.05'
②	BACKGROUND FORMAT UPDATED	12.17.08'
③	WORKING VOLTAGE → VOLTAGE RATING DEL PROOF VOLTAGE DEL CABLE RETENTION DEL CONTACT SOLDER	01.15.14'



STRIPPING DIMENSION
SCALE 3:1

1.0 ELECTRICAL

- 1.1 FREQUENCY RANGE: DC-1 GHz
- 1.2 NOMINAL IMPEDANCE: 75 OHMS
- 1.3 VOLTAGE RATING: 500 VOLTS MAX. ③

2.0 MATERIALS

- 2.1 BODIES: BRASS PER JIS-C3604
- 2.2 CENTER CONTACT: BRASS PER JIS-C3604
- 2.3 INSULATION: TEFLON PER ASTM D1457 AND ASTM D1710

3.0 FINISHES AND OTHERS

- 3.1 SEE BELOW TABLE FOR DETAILS.

4.0 MECHANICAL

- 4.1 FOR USE WITH RG11U OR SIMILAR STYLE CABLE
- 4.2 CABLE ATTACHMENT: OUTER: CRIMP, INNER: SOLDER
- 4.3 CRIMP SIZE REQUIRED: FERRULE: 11.5(.453) HEX. CRIMP TOOL ③

5.0 ENVIRONMENTAL

- 5.1 OPERATING TEMPERATURE RANGE: -40° C TO +85° C

NO	DESCRIPTION	MATERIAL	Q'TY	FINISH
6	CENTER CONTACT	BRASS	1	NICKEL 100 μ"MIN.
5	BODY II	BRASS	1	NICKEL 100 μ"MIN.
4	BODY I	BRASS	1	NICKEL 100 μ"MIN.
3	INSULATION	TEFLON	1	NONE
2	BRAID CLAMP	BRASS	1	NICKEL 100 μ"MIN.
1	NUT	BRASS	1	NICKEL 100 μ"MIN.
NO	DESCRIPTION	MATERIAL	Q'TY	FINISH



APPROVED by _____ DATE: _____

DESCRIPTION		F STRAIGHT PLUG CRIMP	
製圖	DRAWN Yoko	TOLERANCE	品名 18-31 T.N.N
檢圖	CHECK Angela	.X ±0.2	TITLE \ROHS COMPLIANT (<75Ω)
認定	APPROVAL Angela	.XX ±0.1	DATE 10.03.92'
		.XXX ±0.05	版次 A-3
		ANGLE ±5°	DWG.NO. 18-0136
		比例 4:1	