


# Datasheet

## Hollow Wall Anchor And Setting Tool



### Features

An all metal cavity, expanding cavity fixing suitable for use in plasterboard and any other cavity application. With 5 expanding legs the Hollow Wall Anchor provides the maximum bearing area to withstand lateral and shear loads.

- Pan Head Screw
- Anti Rotation
- Lugs Flange Head
- Five Way Expansion


Hollow wall Anchors are suitable for use in most cavity situations such as plasterboard, hollow blocks and hollow clay pots. They can be expanded either by tightening the screw or for more rapid installation the use of a Hollow Wall Anchor Setting Tool. The loading of the fixing is often determined by the strength of the base material.

Typical applications: Fixing small cupboards, mirrors, pictures or hanging light suspended ceilings.


### RANGE DATA

RANGE DATA							
Part Number	Thread Diameter	Screw Length	Hole Diameter	Wall Thickness	Max Fixture Thickness	Rec. Tensile Load	Rec. Shear Load
	mm	mm	mm	mm	mm	kN	kN
1776981	4	25	7	0-4	10	0.10	0.14
1776980		45		8-13	15	0.10	0.14
1776979		50		16-20	15	0.18	0.23
1777017		65		22-27	30	0.18	0.23
1777019	5	45	9	5-10	15	0.18	0.23
1776992		60		5-13	23	0.18	0.23
1777030	6	60	10	7-13	23	0.29	0.34
1777029		70		16-24	24	0.29	0.34


### INSTALLATION INSTRUCTIONS




Drill correct diameter hole in base material.



-Insert fixing through hole




-Expand anchor using screw or setting tool.



-Remove screw, position fixture, insert screw and tighten.

### SETTING TOOL



RS Code: 1777028

