


# Datasheet

## Quartz Heating Element, 247 x 62.5mm, 300 W, 7mm

RS Stock number 376-2521



# Quartz Infrared heaters

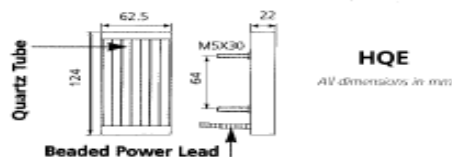
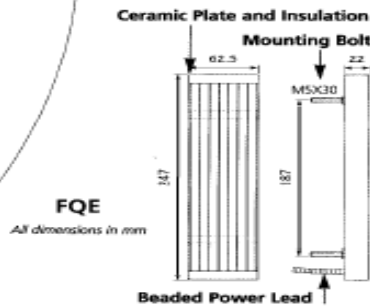


### Introduction

Quartz Heaters provide infrared radiation in the medium wavelength range of 1.5 to 5.6 microns. They are favoured in industrial applications where rapid heater response is necessary. They are most cost effective in systems with long heater off cycles as they reach operating temperature in a matter of seconds. Being similar in size to Ceramic Emitters, they can easily be used in systems where zone control of the heater area is a requirement. They have a recommended radiation distance of 100 - 200 mm.

### Technical Details


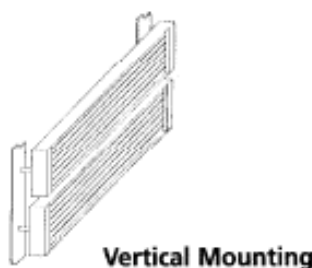
Quartz Infrared heaters consist of a wound resistance coil which is run through a series of parallel Quartz tubes, all of which is encased in a highly reflective aluminised steel body. The reflective body ensures a low loss of radiation from the back of the heater. All elements are load tested as standard as well as 1500V earth leakage test as standard. Quartz heaters come in different ranges of wattage and voltage, with 220V/240V being the standard. Variations on wattage and voltage available on request. The standard dimensions are described by the Full Quartz Element, 247 x 62.5 x 22mm (FQE) and the Half Quartz Element, 124 x 62.5 x 22mm (HQE). Element dimensions and design can be adjusted to suit customers heating requirements. Quartz Elements can also be supplied with an in-built type K thermocouple.



# Quartz **IN**frared heaters

## Heater Mounting

The Quartz heaters are mounted using two M5 x 30mm screws which extend from the rear of the heater. Two holes also have to be punched to accommodate the power leads from the rear of the element. The heaters can be installed in reflectors, projectors or panels for improved efficiency. In moving heater arrangements the elements should be fitted with the tubes at right angles to the direction of travel.



## Wiring Arrangements

At Ceramix we have developed two types of wiring arrangements :-

### 1. Standard Wiring :-

Up to and including 500W FQE and 250W HQE, tubes 1, 3, 5, and 7 wired.

Over 500W FQE and 250W - 500W HQE, tubes 1, 2, 3, 5, 6, and 7 wired.

### 2. High Density Wiring ( Fast Response, Short Wavelength ):-

Up to and including 500W FQE and 250W HQE, tubes 2, and 6 wired.

Over 500W FQE and 250W - 500W HQE, tubes 1, 3, 5, and 7 wired.

N.B. Alternative wiring configurations and wattages greater than 1000W are available upon request.

In vertical arrangements the heaters should be mounted with tubes in the horizontal plane.