


Hinged Ferrite Core



Specifications

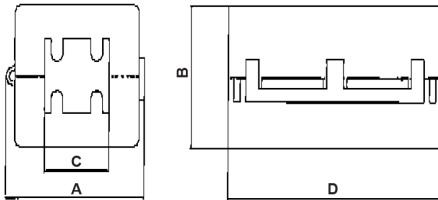
Electrical

Min. Typical Impedance : 110Ω at 25MHz
 (at single line) 180Ω at 100MHz

Case Material : Nylon 66

Colour : Black

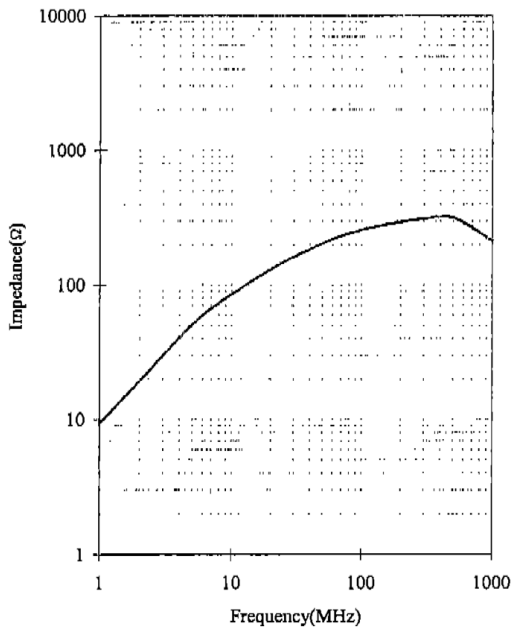
Diagram



Dimension Table

A	B	C	D
27mm (Max.)	25mm (Max.)	10 ±0.3mm	35mm (Max.)

Typical Impedance Characteristic Curve Condition



Part Number Table

Description	Part Number
Ferrite Core, Hinged, 10mm	LF-100B

Important Notice : This data sheet and its contents (the "Information") belong to the members of the AVNET group of companies (the "Group") or are licensed to it. No licence is granted for the use of it other than for information purposes in connection with the products to which it relates. No licence of any intellectual property rights is granted. The Information is subject to change without notice and replaces all data sheets previously supplied. The Information supplied is believed to be accurate but the Group assumes no responsibility for its accuracy or completeness, any error in or omission from it or for any use made of it. Users of this data sheet should check for themselves the Information and the suitability of the products for their purpose and not make any assumptions based on information included or omitted. Liability for loss or damage resulting from any reliance on the Information or use of it (including liability resulting from negligence or where the Group was aware of the possibility of such loss or damage arising) is excluded. This will not operate to limit or restrict the Group's liability for death or personal injury resulting from its negligence. Multicomp Pro is the registered trademark of Premier Farnell Limited 2019.