



Main

Range of product	TeSys Deca
Product or component type	Contacteur
Device short name	LC1D
Contacteur application	Resistive load
Utilisation category	AC-1
Poles description	4P
[Ue] rated operational voltage	Power circuit: ≤ 690 V AC 25...400 Hz Power circuit: ≤ 300 V DC
[Ie] rated operational current	25 A (at <60 °C) at ≤ 440 V AC AC-1 for power circuit
[Uc] control circuit voltage	220 V AC 50/60 Hz

Complementary

Compatibility code	LC1D
Pole contact composition	2 NO + 2 NC
Contact compatibility	M6
Protective cover	With
[Ith] conventional free air thermal current	25 A (at 60 °C) for power circuit 10 A (at 60 °C) for signalling circuit
Irms rated making capacity	250 A at 440 V for power circuit conforming to IEC 60947 140 A AC for signalling circuit conforming to IEC 60947-5-1 250 A DC for signalling circuit conforming to IEC 60947-5-1
Rated breaking capacity	250 A at 440 V for power circuit conforming to IEC 60947
[Icw] rated short-time withstand current	105 A 40 °C - 10 s for power circuit 210 A 40 °C - 1 s for power circuit 30 A 40 °C - 10 min for power circuit 61 A 40 °C - 1 min for power circuit 100 A - 1 s for signalling circuit 120 A - 500 ms for signalling circuit 140 A - 100 ms for signalling circuit
Associated fuse rating	10 A gG for signalling circuit conforming to IEC 60947-5-1 40 A gG at ≤ 690 V coordination type 1 for power circuit 25 A gG at ≤ 690 V coordination type 2 for power circuit
Average impedance	2.5 mOhm - Ith 25 A 50 Hz for power circuit
Power dissipation per pole	1.56 W AC-1
[Ui] rated insulation voltage	Power circuit: 690 V conforming to IEC 60947-4-1 Power circuit: 600 V CSA certified Power circuit: 600 V UL certified Signalling circuit: 690 V conforming to IEC 60947-1 Signalling circuit: 600 V CSA certified Signalling circuit: 600 V UL certified
Overvoltage category	III
Pollution degree	3
[Uimp] rated impulse withstand voltage	6 kV conforming to IEC 60947
Safety reliability level	B10d = 1369863 cycles contactor with nominal load conforming to EN/ISO 13849-1 B10d = 20000000 cycles contactor with mechanical load conforming to EN/ISO 13849-1
Mechanical durability	15 Mcycles
Electrical durability	0.8 Mcycles 25 A AC-1 at Ue ≤ 440 V
Control circuit type	AC at 50/60 Hz

Coil technology	Without built-in suppressor module
Control circuit voltage limits	0.3...0.6 Uc (-40...70 °C):drop-out AC 50/60 Hz 0.8...1.1 Uc (-40...60 °C):operational AC 50 Hz 0.85...1.1 Uc (-40...60 °C):operational AC 60 Hz 1...1.1 Uc (60...70 °C):operational AC 50/60 Hz
Inrush power in VA	70 VA 60 Hz cos phi 0.75 (at 20 °C) 70 VA 50 Hz cos phi 0.75 (at 20 °C)
Hold-in power consumption in VA	7.5 VA 60 Hz cos phi 0.3 (at 20 °C) 7 VA 50 Hz cos phi 0.3 (at 20 °C)
Heat dissipation	2...3 W at 50/60 Hz
Operating time	12...22 ms closing 4...19 ms opening
Maximum operating rate	3600 cyc/h 60 °C
Connections - terminals	Power circuit: screw clamp terminals 1 1...4 mm ² - cable stiffness: flexible without cable end Power circuit: screw clamp terminals 2 1...4 mm ² - cable stiffness: flexible without cable end Power circuit: screw clamp terminals 1 1...4 mm ² - cable stiffness: flexible with cable end Power circuit: screw clamp terminals 2 1...2.5 mm ² - cable stiffness: flexible with cable end Power circuit: screw clamp terminals 1 1...4 mm ² - cable stiffness: solid without cable end Power circuit: screw clamp terminals 2 1...4 mm ² - cable stiffness: solid without cable end Control circuit: screw clamp terminals 1 1...4 mm ² - cable stiffness: flexible without cable end Control circuit: screw clamp terminals 2 1...4 mm ² - cable stiffness: flexible without cable end Control circuit: screw clamp terminals 1 1...4 mm ² - cable stiffness: flexible with cable end Control circuit: screw clamp terminals 2 1...2.5 mm ² - cable stiffness: flexible with cable end Control circuit: screw clamp terminals 1 1...4 mm ² - cable stiffness: solid without cable end Control circuit: screw clamp terminals 2 1...4 mm ² - cable stiffness: solid without cable end
Tightening torque	Power circuit: 1.7 N.m - on screw clamp terminals - with screwdriver flat Ø 6 mm Power circuit: 1.7 N.m - on screw clamp terminals - with screwdriver Philips No 2 Control circuit: 1.7 N.m - on screw clamp terminals - with screwdriver flat Ø 6 mm Control circuit: 1.7 N.m - on screw clamp terminals - with screwdriver Philips No 2 Control circuit: 1.7 N.m - on screw clamp terminals - with screwdriver pozidriv No 2 Power circuit: 1.7 N.m - on screw clamp terminals - with screwdriver pozidriv No 2
Auxiliary contact composition	1 NO + 1 NC
Auxiliary contacts type	Type mechanically linked 1 NO + 1 NC conforming to IEC 60947-5-1 Type mirror contact 1 NC conforming to IEC 60947-4-1
Signalling circuit frequency	25...400 Hz
Minimum switching voltage	17 V for signalling circuit
Minimum switching current	5 mA for signalling circuit
Insulation resistance	> 10 MOhm for signalling circuit
Non-overlap time	1.5 Ms on de-energisation between NC and NO contact 1.5 ms on energisation between NC and NO contact
Mounting support	Plate Rail




Environment

Standards	CSA C22.2 No 14 EN 60947-4-1 EN 60947-5-1 IEC 60947-4-1 IEC 60947-5-1 UL 508 IEC 60335-1
Product certifications	UL DNV CCC LROS (Lloyds register of shipping) BV CSA RINA GOST GL UKCA
IP degree of protection	IP20 front face conforming to IEC 60529
Protective treatment	TH conforming to IEC 60068-2-30
Climatic withstand	Conforming to IACS E10 exposure to damp heat Conforming to IEC 60947-1 Annex Q category D exposure to damp heat
Permissible ambient air temperature around the device	-40...60 °C 60...70 °C with derating
Operating altitude	0...3000 m
Fire resistance	850 °C conforming to IEC 60695-2-1
Flame retardance	V1 conforming to UL 94
Mechanical robustness	Vibrations contactor open (2 Gn, 5...300 Hz) Vibrations contactor closed (4 Gn, 5...300 Hz) Shocks contactor open (10 Gn for 11 ms) Shocks contactor closed (15 Gn for 11 ms)
Height	85 mm
Width	45 mm
Depth	92 mm
Net weight	0.365 kg

Packing Units

Unit Type of Package 1	PCE
Number of Units in Package 1	1
Package 1 Height	5.5 cm
Package 1 Width	9.5 cm
Package 1 Length	12.0 cm
Package 1 Weight	388.0 g
Unit Type of Package 2	S02
Number of Units in Package 2	16
Package 2 Height	15.0 cm
Package 2 Width	30.0 cm
Package 2 Length	40.0 cm
Package 2 Weight	6.822 kg

Offer Sustainability

Sustainable offer status	Green Premium product
REACH Regulation	 REACH Declaration
REACH free of SVHC	Yes
EU RoHS Directive	Compliant  EU RoHS Declaration
Toxic heavy metal free	Yes
Mercury free	Yes
China RoHS Regulation	 China RoHS Declaration
RoHS exemption information	 Yes

Environmental Disclosure	Product Environmental Profile
Circularity Profile	End Of Life Information
WEEE	The product must be disposed on European Union markets following specific waste collection and never end up in rubbish bins
PVC free	Yes

Contractual warranty

Warranty	18 months
----------	-----------