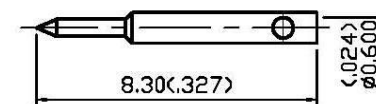
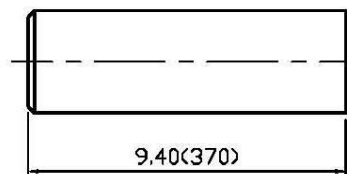
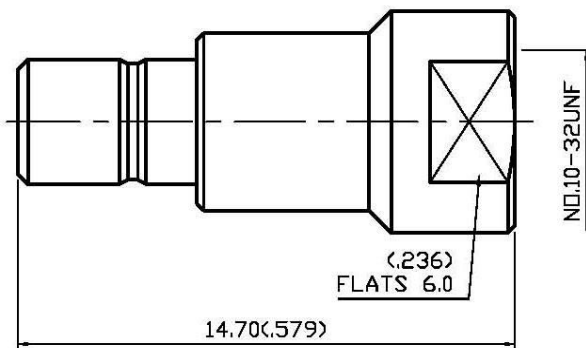


NO	DESCRIPTION	DATE
①	MODIFICATION FOR ① ② ③ ④	11.09.00'
②	BACKGROUND FORMAT UPDATED	06.27.02'
③	BACKGROUND FORMAT UPDATED ADD STRIPPING DIMENSION	06.17.09'
④	WORKING VOLTAGE → VOLTAGE RATING DEL PROOF VOLTAGE ; /CRIMP DEL CRIMP SIZE REQUIRED	03.28.14'
⑤	ADD VSWR	07.30.14'



1.0 ELECTRICAL

- 1.1 FREQUENCY RANGE: DC-4 GHz
- 1.2 NOMINAL IMPEDANCE: 50 OHM
- 1.3 VOLTAGE RATING: 335 VOLTS MAX. ⚠
- 1.4 VSWR: 1.35 MAX. ⚠

2.0 MATERIALS

- 2.1 BODIES: BRASS PER JIS-C3604
- 2.2 CENTER CONTACT: BRASS PER JIS-C3604
- 2.3 INSULATION: TEFLON PER ASTM D1457 AND ASTM D1710

3.0 FINISHES AND OTHERS

- 3.1 SEE BELOW TABLE FOR DETAILS.

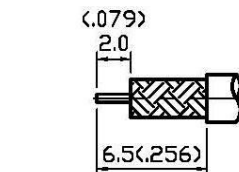
4.0 MECHANICAL

- 4.1 INTERFACE IN ACCORDANCE WITH: MIL-STD-348A
- 4.2 FOR USE WITH RG174U OR SIMILAR STYLE CABLE
- 4.3 CABLE ATTACHMENT: OUTER: CLAMP, INNER: SOLDER ⚠

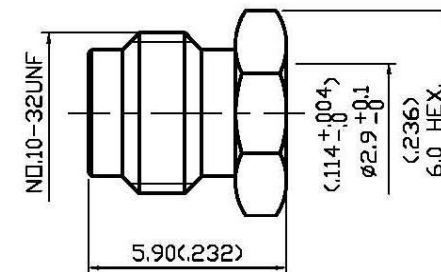
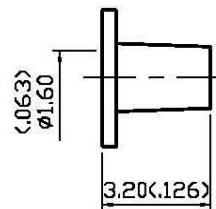
5.0 ENVIRONMENTAL

- 5.1 OPERATING TEMPERATURE RANGE: -65° C TO +185° C

NO	DESCRIPTION	MATERIAL	Q'TY	FINISH
6	NUT	BRASS	1	GOLD 3 μ" MIN.
5	WASHER	BRASS	1	GOLD 3 μ" MIN.
4	SLEEVE	BRASS	1	GOLD 3 μ" MIN.
3	CENTER CONTACT	BRASS	1	GOLD 30 μ" MIN.
2	INSULATION	TEFLON	1	NONE
1	BODY	BRASS	1	GOLD 3 μ" MIN.



⚠ STRIPPING DIMENSION
SCALE 3:1



APPROVED by _____ DATE: _____

DESCRIPTION		SMB STRAIGHT JACK CLAMP								
製圖	DRAWN	TOLERANCE	品名	24-02-1	T.G.G	174U	日期	DATE	版次	REV.
檢圖	Yoko	.X ±0.2	TITLE	\ROHS COMPLIANT	<50Ω		05.22.95		A-5	
認	CHECK	.XX ±0.1	單位	DWG.NO.		24-0018				
定	Arc	.XXX ±0.05	比例							
	APPROVAL	ANGLE ±5°	SCALE			6:1				
	Angela									