



FUEL MANAGEMENT SYSTEMS



DISPENSERS



KITS



PUMPS



METERS



NOZZLES

# DIESEL HOSE REEL

## FEATURES

- STURDY STRUCTURE
- HAND PROTECTION
- CORROSION RESISTANCE
- REDUCED PRESSURE LOSS
- HEAVY DUTY CONDITIONS

PIUSI automatic DIESEL HOSE REELS for diesel have been designed to ensure high efficiency. The sturdy structure can guarantee the best performance also in heavy duty conditions.

## PERFORMANCE

**15 BAR**

MAX

OPERATING PRESSURE

MAX  
**20 MT**

LENGTH

HOSE BOUND



AUTOMATIC HOSE REEL WITH HOSE



HOSE DIESEL HOSE REEL FOR 12M HOSE VERSION



## PACKAGING

CODE	WEIGHT		PACKAGING			N. BOXES / EUROPALET	
	KG	LBS	MM	INCH	PCS/BOX		

### WITHOUT HOSE

FO075000A	19	41,9	55OX26OX540	-	1	12	20
FO075001A	18	39,7	55OX26OX540	-	1	12	20
FO075008A	15	33,1	55OX26OX540	-	1	12	20
FO075025A	27	59,5	56OX35OX560	-	1	12	20
FO0750310	21	46	55OX26OX540	-	1	12	20
FO075018B	21	46	55OX26OX540	-	1	12	20

### WITH HOSE

FO075002B	26	57,3	55OX26OX540	-	1	12	20
FO075003B	25	55,1	55OX26OX540	-	1	12	20
FO075023B	18	39,7	55OX26OX540	-	1	12	20
FO075004B	22	49,5	55OX26OX540	-	1	12	20
FO075012B	22	49,5	55OX26OX540	-	1	12	20
FO075024B	18	39,7	55OX26OX540	-	1	12	20
FO075009B	19	41,9	55OX26OX540	-	1	12	20
FO075010B	27	59,5	55OX26OX540	-	1	12	20
FO075019B	27	59,5	56OX35OX560	-	1	8	12
FO075026B	27	59,5	56OX35OX560	-	1	8	12
FO075013B	23	50,7	55OX26OX540	-	1	12	20



FILTRATION



TANK MONITORING



HOSE REEL



ACCESSORIES



MERCHANDISE



AIR



ANTIFREEZE



AdBlue®



BIODIESEL



DIESEL



FOOD



GASOLINE



GREASE



KEROSENE



OIL



WATER



WINDSCREEN

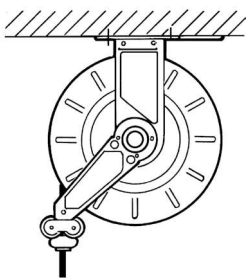
## INSTALLATION & DIMENSIONS

Different ways to install PIUSI's hose reels: they can be easily placed wherever you need them without any problem about functionality and safety. PIUSI's products are without a doubt designed to support your work in any condition.

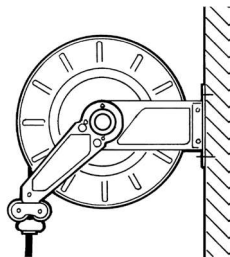
## IN THE BOX

- REEL
- WALL MOUNT BRACKET
- INSTRUCTION MANUAL

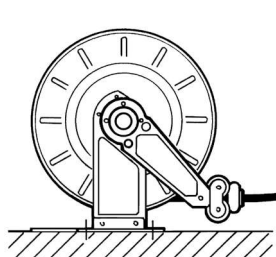
### ROOF INSTALLATION



### WALL INSTALLATION



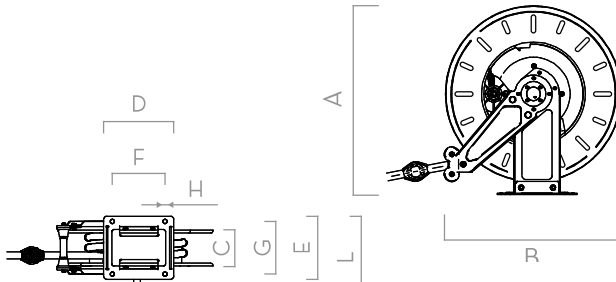
### GROUND INSTALLATION



MODEL HOSE REEL XL HOSE REEL BIG HOSE REEL SMALL

A	512	495	475
B	470	460	460
C	227	152	102
D	200	200	150
E	322	246	196
F	160	150	150
G	260	200	150
H	12	12	12
L	382	306	256

### HOSE REEL FRONT / SIDE



Dimensions expressed in millimeters

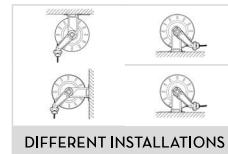
## DETAILS



4 ROLLS HOSE GUIDE



AUTOMATIC HOSE REELS



DIFFERENT INSTALLATIONS



STURDY DESIGN

## MATERIALS

- BODY: CAST IRON
- HUB: SYNTHETIC STEEL
- TUBE: RUBBER

## TECHNICAL DATA

CODE	DESCRIPTION	FLUIDS TYPE	HOSE	MAX OPERATING PRESSURE	PRESSURE DROP	INLET	OUTLET	HOSE MAX LENGTH BOUND	HOSE LENGTH
			BSP	BAR	TYPE	WITH SWIVEL BSP	HOSE TAIL BSP	METERS	METER

### WITHOUT HOSE

FOO75000A	HOSE REEL 3/4" BIG	D	3/4"	10	0,15 @ 60 L/MIN	1" MALE	3/4"	14	-
FOO75001A	HOSE REEL 1" BIG	D	1"	10	0,2 @ 80 L/MIN	1" MALE	1"	10	-
FOO75008A	HOSE REEL 3/4" SMALL	D	3/4"	10	0,15 @ 60 L/MIN	1" MALE	3/4"	10	-
FOO75025A	HOSE REEL 1" XL HEAVY DUTY (STEEL HUB)	D	1"	15	0,5 @ 80 L/MIN	1" FEMALE	1" MALE	15	-
FOO750310	HOSE REEL NAKED XL 20M	D	3/4"	10	0,15 @ 60 L/MIN	1" FEMALE	3/4" MALE	20	-
FOO75018B	HOSE REEL NAKED XL 15M	D	1"	10	0,2 @ 80 L/MIN	1" FEMALE	1" MALE	15	-

### WITH HOSE

FOO75002B	HOSE REEL 8X1" BIG	D	1"	10	0,6 @ 80 L/MIN	1" FEMALE	1" MALE	-	8
FOO75003B	HOSE REEL 10X1" BIG	D	1"	10	0,7 @ 80 L/MIN	1" FEMALE	1" MALE	-	10
FOO75023B	HOSE REEL 10X1" BIG HEAVY DUTY (STEEL HUB)	D	1"	10	0,7 @ 80 L/MIN	1" FEMALE	1" MALE	-	10
FOO75004B	HOSE REEL 10X3/4" BIG	D	3/4"	10	0,7 @ 60 L/MIN	1" FEMALE	1" MALE	-	10
FOO75012B	HOSE REEL 10X3/4" BIG	D	3/4"	10	0,7 @ 60 L/MIN	1" FEMALE	3/4" MALE	-	10
FOO75024B	HOSE REEL 10X3/4" BIG HEAVY DUTY (STEEL HUB)	D	3/4"	10	0,9 @ 60 L/MIN	1" FEMALE	1" MALE	-	10
FOO75009B	HOSE REEL 8X3/4" SMALL	D	3/4"	10	0,6 @ 60 L/MIN	1" FEMALE	1" MALE	-	8
FOO75010B	HOSE REEL 14X3/4" BIG	D	3/4"	10	0,6 @ 60 L/MIN	1" FEMALE	1" MALE	-	14
FOO75019B	HOSE REEL 15X1" XL	D	1"	15	1 @ 80 L/MIN	1" FEMALE	1" MALE	-	15
FOO75026B	HOSE REEL 15X1" XL HEAVY DUTY (STEEL HUB)	D	1"	15	0,8 @ 80 L/MIN	1" FEMALE	1" MALE	-	15
FOO75013B	HOSE REEL 10 X 3/4" BIG GASOLINE	D	3/4"	15	0,7 @ 80 L/MIN	1" FEMALE	1" MALE	-	10

MINIMUM RADIUS OF CURVATURE FOR 3/4 HOSE SIZES "AND 1" OF AT LEAST 130MM; ELECTRICALLY, THE HOSE MUST BE CONDUCTOR R-1 MOhm/m

## DIESEL HOSE REEL