

# DP, DHE/DHB SERIES

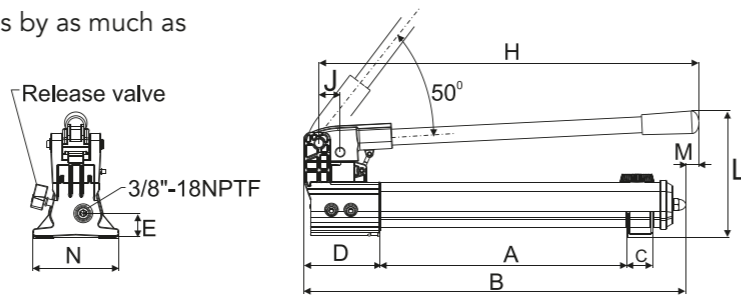
## DP-392

Light Weight, Two-Speed Hand Pump

- Internal pressure relief valve for overload protection.
- Durable glass-filled nylon reservoir and nylon encapsulated aluminium pump baser for maximum corrosion resistance.
- Two speed operation reduces handle strokes by as much as 78% over single speed pumps.
- Lower handle effort to minimize operator fatigue.
- Handle lock and lightweight construction for easy carrying.
- Non-conductive fiberglass handle for operator safety.



DP-392



DP-392

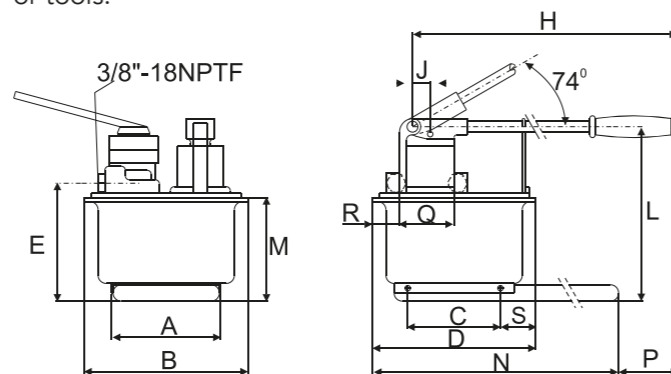
## DP-46

Steel, Two-Speed Hand Pump

- Internal pressure relief valve for overload protection.
- 4-Way valving on the DP-464 for operation of double-acting cylinder.
- Large oil capacity to power a wide range of cylinders or tools.



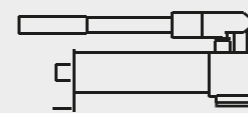
DP-464



DP-462 / DP-464

Model Number	Pump Type	Usable Oil Capacity (cm <sup>3</sup> )	Pressure Rating		Oil Displacement per Stroke		Max. Handle Effort (kg)	Piston Stroke (mm)	Dimensions (mm)		
			1 <sup>st</sup> stage (bar)	2 <sup>nd</sup> stage (bar)	1 <sup>st</sup> stage (cm <sup>3</sup> )	2 <sup>nd</sup> stage (cm <sup>3</sup> )			A	B	C
DP-392	Two-Speed	901	13	700	11.26	2.47	42.2	25.4	344	533	36
DP-462		7423	14	700	126.20	4.75	50.0	38.1	210	308	163
DP-464		7423	14	700	126.20	4.75	50.0	38.1	210	308	163

Model Number	Dimensions (mm)											Weight (kg)
	D	E	H	J	L	M	N	P	Q	R	S	
DP-392	99	33	522	30	177	16	120	—	—	—	—	4.1
DP-462	320	195	671	25	270	175	650	92	—	—	80	27.7
DP-464	320	195	671	25	270	175	650	92	89	68	80	27.7



### Manual Pump

Light Weight / Steel hand pump

Reservoir Capacity	400-7,400 cm <sup>3</sup>
Flow at Rated Pressure	1.25-4.75 cm <sup>3</sup>
Maximum Operating Pressure	700 bar

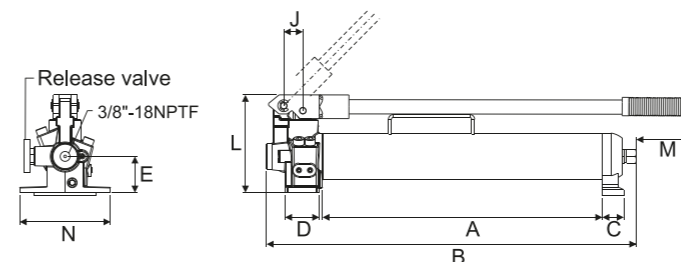
### Optional Features



To add optional features to your pump, add the follow suffixes to the end of the model number.

**4 ways control valve: Model D**

**Example:**  
DP-20 with 4 ways control valve, order: DP-20D.  
Technical specifications for these features are available from DURAJACK.



## DP

Steel Hand Pump

- Internal pressure relief valve for overload protection.
- Large oil capacity, suitable for wide application.
- Two speed auto-switch reduces manpower and increase efficiency.



DP-9



DP-20



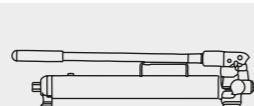
DP-30

Model Number	Pump Type	Usable Oil Capacity (cm <sup>3</sup> )	Pressure Rating		Oil Displacement per Stroke		Piston Stroke (mm)	Dimensions (mm)									Weight (include all) (kg)
			1 <sup>st</sup> stage (bar)	2 <sup>nd</sup> stage (bar)	1 <sup>st</sup> stage (cm <sup>3</sup> )	2 <sup>nd</sup> stage (cm <sup>3</sup> )		A	B	C	D	E	J	L	M	N	
DP-9	Two-speed	900	14	700	12.5	2.8	21	410	510	32.5	45	55	29	150	60	136	7.5
DP-12		1200	14	700	12.5	2.8	19	425	536	32.5	48	55	29	150	65	137	9.0
DP-20		2200	14	700	14.5	2.8	21	425	536	32.5	45	55	29	150	60	136	10.5
DP-30		3000	14	700	14.5	2.8	21	425	562	45.0	48	55	29	150	65	137	13.6

# DHB-DHE SERIES

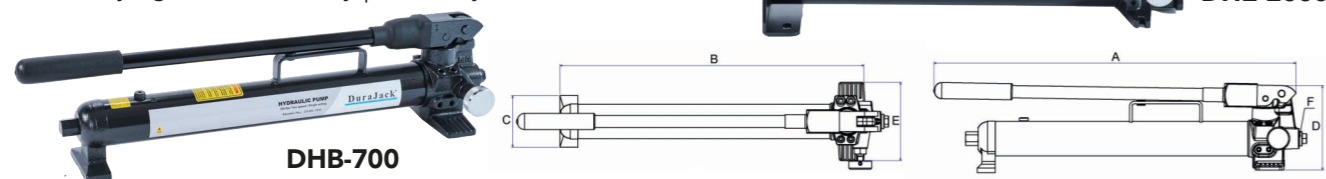
## Steel Hand Pumps

- Rugged construction and light handle efforts.
- Handy release knobs with anti-leaking mechanism are truly suitable to industrial requirement and your daily works.
- Both single and dual-speed models are available.
- Internal overload relief valve prevents pump from being used beyond its rated capacity.
- External adjustable relief valve with anti-losing mechanism design.
- Carrying handle for easy portability.



**Manual Pump**  
Steel hand pump

Reservoir Capacity	640-1,800 cm <sup>3</sup>
Flow at Rated Pressure	2.8 cm <sup>3</sup>
Maximum Operating Pressure	700 bar




Model Number	Pump Type	Usable Oil Capacity (c.c.)	Pressure Rating (bar)		Oil Capacity (c.c.)	Oil Volume Per Stroke (c.c.)		Dimensions (mm)					Oil Port Thread	Weight (kg)
			1 <sup>st</sup> stage	2 <sup>nd</sup> stage		1 <sup>st</sup> stage	2 <sup>nd</sup> stage	A	B	C	D	E		
DHB-700	Two-Speed	640	20	700	850	13.0	2.8	633	528	90	148	137	3/8 NPT	8
DHE-2000		1800	20	700	2100	13.0	2.8	580	523	140	189	148	3/8 NPT	11.5

# DPHA

## Aluminium Hand Pump

- All Aluminium Alloy construction and hand size release knobs that with anti-losing mechanism are truly suitable to industrial requirement and your daily work.
- Special design with Aluminium Alloy construction as much light weight is ideally for easy portability and maneuvering.



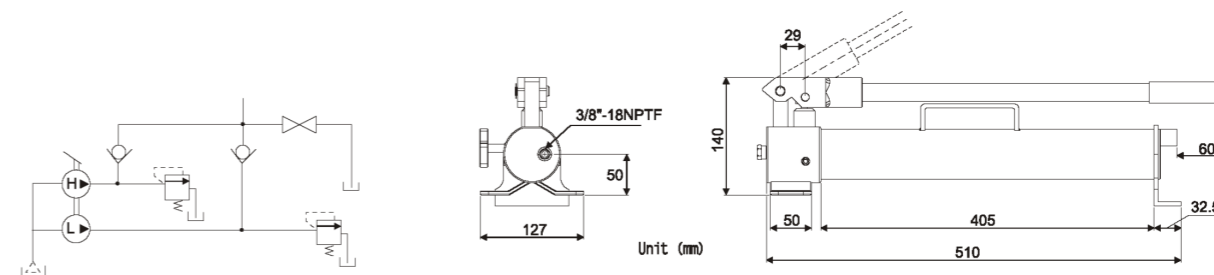
**DPHA-1500**

Model Number	Pump Type	Usable Oil Capacity (cm <sup>3</sup> )	Pressure Rating (bar)		Oil Displacement per Stroke (cm <sup>3</sup> )		Piston Stroke (mm)	Dimensions (mm)								Weight (include all) (kg)	
			1 <sup>st</sup> stage	2 <sup>nd</sup> stage	1 <sup>st</sup> stage	2 <sup>nd</sup> stage		A	B	C	D	E	J	L	M		N
DPHA-500	Two-Speed	500	14	700	6.28	1.57	20	377	503	38	80.1	27.7	22	119.4	21	97.5	4.5
DPHA-750		750	14	700	12.5	2.8	21	245	389	60	76.7	60.3	31	150.3	234	140	5.6
DPHA-1500		1500	14	700	12.5	2.8	21	425	568	60	76.7	60.3	31	150.3	54	140	5.0

# DPHW

## Water / Hydraulic Manual Pump

- Manual pump whose hydraulic fluid is "Water" and can increase the pressure up to 700 bar.
- Special rust-proof treatment is performed to the stainless-steel materials or special steel where the pump contacts water.
- Can be used in a place where the usage of oil is hesitated.
- A safe mechanism incorporating a safety valve like other time-tested 700 bar series.
- Automatic high-low pressure switching pump for improved work efficiency.



Model Number	Pressure Rating (psi) / (bar)		Output flow rate (c.c / stroke)		Water Capacity (c.c)	Weight (No water) (kg)
	1 <sup>st</sup> stage	2 <sup>nd</sup> stage	1 <sup>st</sup> stage	2 <sup>nd</sup> stage		
DPHW-900	290 (20)	10,000 (700)	13.0	2.3	900	5.7

# DPHP

## Special Application Pump Head

- Adjustable linkage for reduced handle force.
- Swivel pump head for flexible fixturing.
- Wide range of operating pressures to select from.
- Design for tight mounting space, backup manual power or lower pressure and high flows.
- Design for applications when pumps oil tank need to be changed.
- DPHP and DPHH handle construct by Aluminium Alloy which dimension be  $\varnothing 22 * 60$  mm.



Model Number	Pressure Rating (psi) / (bar)	Volume (c.c / stroke)	Max. Handle Eff. (kgf)	Weight (kg)
DPHP-50	750 (50)	75	36	5
DPHP-70	1,000 (70)	35	48	5
DPHP-210	3,000 (210)	22	54	4
DPHP-450	6,500 (450)	9	54	4
DPHP-700	10,000 (700)	5	54	4

