

Control and signalling units Ø 16

Harmony® style 6

Pushbuttons, switches and pilot lights, with double insulated bezel

Contents

General	Pages 2 to 5
Characteristics	Pages 6 and 7
References	
Sub-assemblies : bodies	Pages 8 and 9
Sub-assemblies : heads	Pages 10 to 15
Pushbutton and lens caps	Pages 16 to 19
Accessories and spare parts	Pages 20 and 21
Dimensions	Pages 22 to 25

Control and signalling units Ø 16

Harmony® style 6

Pushbuttons, switches and pilot lights, with double insulated bezel

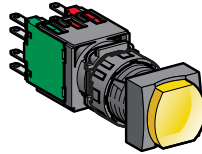
Characteristics :
pages 6 and 7
References :
pages 8 to 21
Dimensions :
pages 22 to 25

General

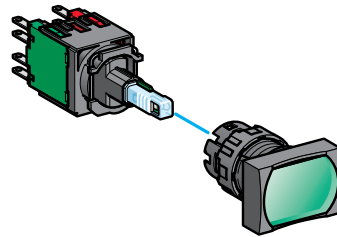
Description

The Ø 16, style 6 range of control and signalling units comprises :

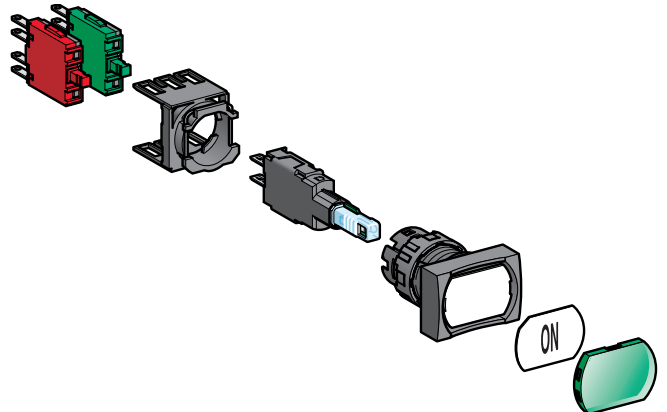
Complete units



Sub-assemblies for user assembly



Component parts and accessories



These control and signalling units are ideally suited to the dialogue sector, which is dedicated to the manual and prompt action from control panels. This could entail : adjustment, parametering or the feedback of information.

Luminosity

LEDs, providing high performance.
Brilliant colours (white, blue, etc.)
Service life : 100,000 hours

Safety

Slow break contacts.
N/C contacts with positive opening operation.
Tactile and audible feedback contacts.
Maintenance free LEDs, protected against electromagnet interference conforming to the standard IEC 1000-4.

Modularity and customising

The Ø 16 range of pushbuttons and selector switches includes sub-assemblies for variable composition of the units by the user, thus providing complete adaptability.
For signalling functions :
- choice of light source (LED, incandescent bulb or neon bulb),
- software for legend marking.

Control and signalling units Ø 16

Harmony® style 6

Pushbuttons, switches and pilot lights, with double insulated bezel

Characteristics :
pages 6 and 7
References :
pages 8 to 21
Dimensions :
pages 22 to 25

General


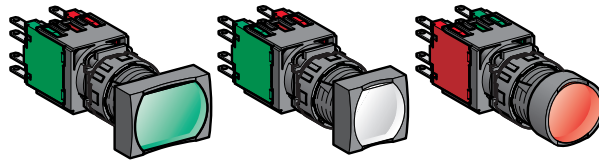
Complete units

Supplied as standard kits (head + body), ready for mounting


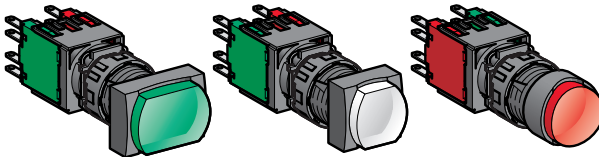
Pushbuttons, switches and pilot lights
with rectangular, square or circular head

Colour
of head


Illuminated pushbuttons
with flush push




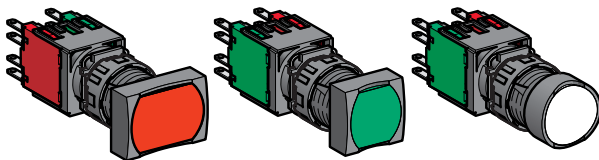
Illuminated pushbuttons
with projecting push



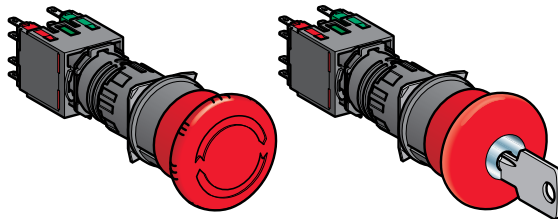
LED pilot lights



Pushbuttons
with flush push



Ø 30 trigger action
mushroom head
pushbuttons



Selector switches



Key switches



Control and signalling units Ø 16

Harmony® style 6

Pushbuttons, switches and pilot lights, with double insulated bezel

Characteristics :
pages 6 and 7
References :
pages 8 to 21
Dimensions :
pages 22 to 25

General

Illuminated units
for user assembly


Supplied as individual sub-assemblies (heads, bodies) and the component parts, allowing variable composition of the units

Body
sub-assemblies


Head sub-assemblies
Rectangular, square and circular

Colour
of head

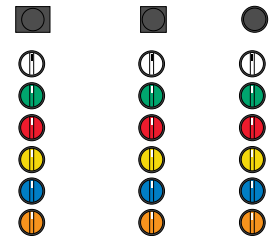
Illuminated pushbuttons
with flush push



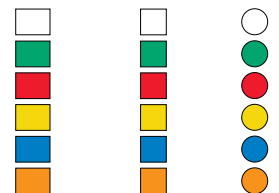
Illuminated pushbuttons
with projecting push



Illuminated selector switches
(handle not included, to be
ordered separately)



Pilot lights
(LED, incandescent and neon)



Control and signalling units Ø 16

Harmony® style 6

Pushbuttons, switches and pilot lights, with double insulated bezel

Characteristics :
pages 6 and 7
References :
pages 8 to 21
Dimensions :
pages 22 to 25

General

Non illuminated units
for user assembly

Supplied as individual sub-assemblies (heads, bodies) and the component parts, allowing variable composition of the units

	Body sub-assemblies	Head sub-assemblies Rectangular, square and circular	Colour of head
Pushbuttons with flush push			
Ø 24 mushroom head spring return pushbuttons and Ø 30 Emergency stop trigger action mushroom head pushbuttons			
Selector switches			
Key switches			

Component parts and accessories for variable composition

It is possible to customise both control and signalling units of the range by replacing various component parts, for example :

For operating head	<ul style="list-style-type: none"> ● Pushbutton caps and lenses. ● Legends <ul style="list-style-type: none"> - Pre-printed legends. - Specific legends from the software library (SIS labelling software). ● Link for operation of 3rd contact (not available on illuminated pushbuttons).
For body	<ul style="list-style-type: none"> ● Light sources (LED, incandescent or neon). ● Contact blocks (N/C or N/O), up to 3 contacts per body, with Faston connectors or pins for printed circuits. ● Gold or silver plated contact blocks (N/O or N/C).

