

2.3

Ex-Linear light fittings for fluorescent lamps

eLLK 92 18 W – 58 W / eLLM 92 18 W – 36 W
(Zone 1, 2, 21, 22)

The classic lighting solution in hazardous areas

The eLLK 92 linear luminaire series for fluorescent lamps combines the latest lighting technology with the requirements of a harsh and hazardous environment. This luminaire series is available in various sizes as a ceiling mounted light fitting (eLLK) and as a pole-mounted light fitting (eLLM).

Long-term safety

The luminaires of this robust lighting series with plastic enclosures are equipped with a highly-efficient electronic ballast that features a reliable EOL circuit. Thus, the lamps are checked for proper operation and shut down safely in the event of a malfunction at the end of their service life. In addition, the dual-channel structure of the electronic ballasts enables the safe operation of the second lamp if one lamp fails.

Versatile

The wide input voltage range and major international approvals enable the worldwide use of this successful luminaire series.

Simple and cost-effective installation

In conjunction with the generously dimensioned terminal compartment, the standard, single-ended through-wiring allows a cost-effective installation. The double-sided locking facility with 10, 20 or 24 latch points allows the protective bowl to be hinged on both sides meaning that the fitting can be mounted on either side.

Just in case: the emergency lighting version

Safety is always our top priority. This is why we also supply the eLLK 92 light fitting series with a built-in V-CG-S module. These luminaires with individual monitoring can be connected to a CEAG emergency lighting supply system.

Another option for operation with central battery emergency lighting systems (ZB) is the

DCA version without individual monitoring. In the emergency mode, one lamp is turned off (AC / DC monitoring), thus reducing the required battery power.

The NE variants (Section 2.4) are also available for use as emergency light fittings with a self-contained battery unit.

Ready for LED-use

Our new version "LED-Ready" is equipped with all wiring for use of the LED-module. Those luminaires can

International certification

Special versions according to the NEC standards are available for the use on the American market. CSA certification for the types of luminaires eLLK 92 2217 (2 x 17 W) and eLLK 92 4232 (2 x 32 W) allows their use there.







Other country-specific approvals, such as for Brazil or the new Eurasian Conformity (EAC) for placing them on the market in Russia, Belarus and Kazakhstan, are available.

Features

- Retrofitting of existing eLLK/M 92 018/18 or eLLK/M 92036/36 linear luminaires (latest version) is possible
- Standard dual channel ballast with EOL monitoring
- Can be used with CEAG LED module
- Double-sided central locking facility
- Safety interlocking system due to an integrated forced isolating switch
- Safety standard IP66
- Connection to CEAG emergency light monitoring systems possible (CG-S/DCA)
- Special version to NEC standards (CSA)



Ordering details

| Type | Version | Terminals | Through-wiring single-ended | Through-wiring twin-ended | Cable gland/thread | Threaded plug | Blanking plug | Order No. |
|---|--|---------------------|-----------------------------|---------------------------|--------------------|-----------------------|---------------|-----------------------|
| eLLK 92018/18 | | | | | | | | |
|  | eLLK 92018/18 (2 x 18 W) | 1/6-K | 1 x 6 | x | – | 2 x M25, plastic | 1 | 1 2265 875 101 |
| | eLLK 92018/18 (2 x 18 W) | 2/6-K | 2 x 6 | – | x | 2 x M25, plastic | 2 x M25 | 1 2265 875 103 |
| | eLLK 92018/18 (2 x 18 W) | 1/6-M ¹⁾ | 1 x 6 | x | – | 2 x M20, metal thread | 1 x M20 | 1 2265 875 109 |
| | eLLK 92018/18 (2 x 18 W) | 2/6-M ¹⁾ | 2 x 6 | – | x | 4 x M20, metal thread | 2 x M20 | 1 2265 875 111 |
| | eLLK 92018/18 (2 x 18 W) ²⁾ | 1/6-K | 1 x 6 | x | – | 2 x M25, plastic | 1 | 1 2265 875 126 |
| | eLLK 92018/18 (2 x 18 W) | 1/6-M ¹⁾ | 1 x 6 | x | – | 2 x M25, metal thread | 2 x M25 | 1 2265 875 609 |
| | eLLK 92018/18 (2 x 18 W) | 2/6-M ¹⁾ | 2 x 6 | – | x | 4 x M25, metal thread | 4 x M25 | 1 2265 875 611 |
| eLLK 92036 | | | | | | | | |
|  | eLLK 92036 (1 x 36 W) | 1/6-K | 1 x 6 | x | – | 2 x M25, plastic | 1 | 1 2263 875 101 |
| | eLLK 92036 (1 x 36 W) | 2/6-K | 2 x 6 | – | x | 2 x M25, plastic | 2 x M25 | 1 2263 875 103 |
| | eLLK 92036 (1 x 36 W) | 1/6-M | 1 x 6 | x | – | 2 x M20, metal thread | 1 x M20 | 1 2263 875 109 |
| | eLLK 92036 (1 x 36 W) | 2/6-M | 2 x 6 | x | – | 4 x M20, metal thread | 2 x M20 | 1 2263 875 111 |
| | eLLK 92036 (1 x 36 W) ²⁾ | 1/6-K | 1 x 6 | x | – | 2 x M25, plastic | 1 | 1 2263 875 125 |
| | eLLK 92036 (1 x 36 W) | 1/6-M | 1 x 6 | x | – | 2 x M25, metal thread | 2 x M25 | 1 2263 875 609 |
| | eLLK 92036 (1 x 36 W) | 2/6-M | 2 x 6 | x | – | 4 x M25, metal thread | 2 x M25 | 1 2263 875 611 |
| eLLK 92036/36 | | | | | | | | |
|  | eLLK 92036/36 (2 x 36 W) | 1/6-K | 1 x 6 | x | – | 2 x M25, plastic | 1 | 1 2266 875 101 |
| | eLLK 92036/36 (2 x 36 W) | 2/6-K | 2 x 6 | – | x | 2 x M25, plastic | 2 x M25 | 1 2266 875 103 |
| | eLLK 92036/36 (2 x 36 W) | 1/6-M | 1 x 6 | x | – | 2 x M20, metal thread | 1 x M20 | 1 2266 875 109 |
| | eLLK 92036/36 (2 x 36 W) | 2/6-M | 2 x 6 | – | x | 4 x M20, metal thread | 2 x M20 | 1 2266 875 111 |
| | eLLK 92036/36 (2 x 36 W) | 1/6-M | 1 x 6 | x | – | 2 x M25, metal thread | 2 x M25 | 1 2266 875 609 |
| | eLLK 92036/36 (2 x 36 W) | 2/6-M | 2 x 6 | – | x | 4 x M25, metal thread | 4 x M25 | 1 2266 875 611 |
| eLLM 920...³⁾ | | | | | | | | |
|  | eLLM 92018/18 (2 x 18 W) | 1/3-K | 1 x 3 | – | – | 1 x M25, plastic | | 1 2268 875 101 |
| | eLLM 92036/36 (2 x 36 W) | 1/3-K | 1 x 3 | – | – | 1 x M25, plastic | | 1 2269 875 101 |
| | eLLM 92036/36 (2 x 36 W) | 2/6-K | 2 x 6 | x | – | 2 x M25, plastic | 1 x M25 | 1 2269 875 103 |
| eLLK 92058 | | | | | | | | |
|  | eLLK 92058 (1 x 58 W) | 1/6-K | 1 x 6 | x | – | 2 x M25, plastic | 1 | 1 2264 875 101 |
| | eLLK 92058 (1 x 58 W) | 2/6-K | 2 x 6 | – | x | 2 x M25, plastic | 2 x M25 | 1 2264 875 103 |
| | eLLK 92058 (1 x 58 W) | 1/6-M | 1 x 6 | x | – | 2 x M20, metal thread | 1 x M20 | 1 2264 875 109 |
| | eLLK 92058 (1 x 58 W) | 2/6-M | 2 x 6 | – | x | 4 x M20, metal thread | 2 x M20 | 1 2264 875 111 |
| | eLLK 92058 (1 x 58 W) | 2/6-M | 2 x 6 | – | x | 4 x M25, metal thread | 2 x M25 | 1 2264 875 611 |
| eLLK 92058/58 | | | | | | | | |
|  | eLLK 92058/58 (2 x 58 W) | 1/6-K | 1 x 6 | x | – | 2 x M25, plastic | 1 | 1 2267 875 101 |
| | eLLK 92058/58 (2 x 58 W) | 2/6-K | 2 x 6 | – | x | 2 x M25, plastic | 2 x M25 | 1 2267 875 103 |
| | eLLK 92058/58 (2 x 58 W) | 1/6-M | 1 x 6 | x | – | 2 x M20, metal thread | 1 x M20 | 1 2267 875 109 |
| | eLLK 92058/58 (2 x 58 W) | 2/6-M | 2 x 6 | – | x | 4 x M20, metal thread | 2 x M20 | 1 2267 875 111 |
| | eLLK 92058/58 (2 x 58 W) | 1/6-M | 1 x 6 | x | – | 2 x M25, metal thread | 2 x M25 | 1 2267 875 609 |
| | eLLK 92058/58 (2 x 58 W) | 2/6-M | 2 x 6 | – | x | 4 x M25, metal thread | 4 x M25 | 1 2267 875 611 |

Scope of delivery without lamp and fixing accessories









Metal cable glands see catalogue part 2: 2.3.12 ff

¹⁾ with metal thread, without cable gland

²⁾ Level gauge P3

³⁾ Pole mounted light fitting

Ordering details

| Type | Content | Terminals | Through-wiring single-ended | Through-wiring twin-ended | Cable gland/ thread | Threaded plug | Blank- ing plug | Order No. |
|--|--|---------------------|--------------------------------|------------------------------|--|-----------------------|-----------------------|-----------------------|
| eLLK 92018/18 V-CG-S/DCA | | | | | | | | |
|  | eLLK 92018/18 V-CG-S (2 x 18 W) ²⁾ 2/6-K | 2 x 6 | – | x | 2 x M25, plastic | 2 x M25 | | 1 2265 881 103 |
| | eLLK 92018/18 V-CG-S (2 x 18 W) ²⁾ 2/6-M | 2 x 6 | – | x | 4 x M20, metal thread | 2 x M20 | | 1 2265 881 211 |
| | eLLK 92018/18 DCA (2 x 18 W) ³⁾ 2/6-K | 2 x 6 | – | x | 3 x M25, plastic | 1 x M25 | 2 | 1 2265 908 000 |
| eLLK 92036/36 V-CG-S/DCA | | | | | | | | |
|  | eLLK 92036/36 V-CG-S (2 x 36 W) ²⁾ 2/6-K | 2 x 6 | – | x | 2 x M25, plastic | 2 x M25 | | 1 2266 881 103 |
| | eLLK 92036/36 V-CG-S (2 x 36 W) ²⁾ 2/6-M | 2 x 6 | – | x | 4 x M20, metal thread | 2 x M20 | | 1 2266 881 211 |
| | eLLK 92036/36 DCA (2 x 36 W) ³⁾ 2/6-K | 2 x 6 | – | x | 3 x M25, plastic | 1 x M25 | 2 | 1 2266 908 000 |
| eLLK 92058/58 V-CG-S/DCA | | | | | | | | |
|  | eLLK 92058/58 V-CG-S (2 x 58 W) ²⁾ 2/6-K | 2 x 6 | – | x | 2 x M25, plastic | 2 x M25 | | 1 2267 881 103 |
| | eLLK 92058/58 V-CG-S (2 x 58 W) ²⁾ 2/6-M | 2 x 6 | – | x | 4 x M20, metal thread | 2 x M20 | | 1 2267 881 211 |
| eLLK 92 2217 CSA ⁴⁾ | | | | | | | | |
|  | eLLK 92 2217/U240 (2 x 17 W) ⁴⁾ 1/6-M ¹⁾ 1 x 6 | 1 x 6 | x | – | 2 x 1/2" NPT Myers Hub Adapter | 2 x M25 | | 1 2265 875 310 |
| | eLLK 92 2217/U240 (2 x 17 W) ⁴⁾ 2/6-M ¹⁾ 2 x 6 | 2 x 6 | – | x | 2 x 3/4" NPT Myers Hub Adapter, 2 x metal thread M25 | 2 x M25 | | 1 2265 875 311 |
| eLLK 92 4232 CSA ⁴⁾ | | | | | | | | |
|  | eLLK 924232/U240 (2 x 32 W) ⁴⁾ 1/6-M ¹⁾ 1 x 6 | 1 x 6 | x | – | 2 x 1/2" NPT Myers Hub Adapter | 2 x M25 | | 1 2266 875 310 |
| | eLLK 924232/U240 (2 x 32 W) ⁴⁾ 1/6-M ¹⁾ 2 x 6 | 2 x 6 | – | x | 2 x 3/4" NPT Myers Hub Adapter, 2 x metal thread M25 | 2 x M25 | | 1 2266 875 311 |
| eLLK 92018/18 LED Ready | | | | | | | | |
|  | eLLK 92018/18 (2 x 18 W) | 1/6-K | 1 x 6 | x | – | 2 x M25, plastic | 1 | 1 2265 600 101 |
| | eLLK 92018/18 (2 x 18 W) | 2/6-K | 2 x 6 | – | x | 2 x M25, plastic | 2 x M25 | 1 2265 600 103 |
| | eLLK 92018/18 (2 x 18 W) | 1/6-M ¹⁾ | 1 x 6 | x | – | 2 x M20, metal thread | 1 x M20 | 1 2265 600 109 |
| | eLLK 92018/18 (2 x 18 W) | 2/6-M ¹⁾ | 2 x 6 | – | x | 4 x M20, metal thread | 2 x M20 | 1 2265 600 111 |
| eLLK 92036/36 LED Ready | | | | | | | | |
|  | eLLK 92036/36 (2 x 36 W) | 1/6-K | 1 x 6 | x | – | 2 x M25, plastic | 1 | 1 2266 600 101 |
| | eLLK 92036/36 (2 x 36 W) | 2/6-K | 2 x 6 | – | x | 2 x M25, plastic | 2 x M25 | 1 2266 600 103 |
| | eLLK 92036/36 (2 x 36 W) | 1/6-M | 1 x 6 | x | – | 2 x M20, metal thread | 1 x M20 | 1 2266 600 109 |
| | eLLK 92036/36 (2 x 36 W) | 2/6-M | 2 x 6 | – | x | 4 x M20, metal thread | 2 x M20 | 1 2266 600 111 |
| eLLM 920... ³⁾ LED Ready | | | | | | | | |
|  | eLLM 92018/18 (2 x 18 W) | 1/3-K | 1 x 3 | – | – | 1 x M25, plastic | | 1 2268 600 101 |
| | eLLM 92036/36 (2 x 36 W) | 1/3-K | 1 x 3 | – | – | 1 x M25, plastic | | 1 2269 600 101 |

Scope of delivery without lamp and fixing accessories

Metal cable glands see catalogue part 2: 2.3.12 ff





1) with metal thread, without cable gland

2) for operation with CEAG-emergency supply system

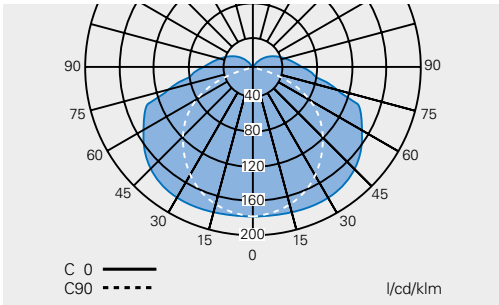
3) for operation with CB-emergency supply systems

4) for use according to NEC-standards

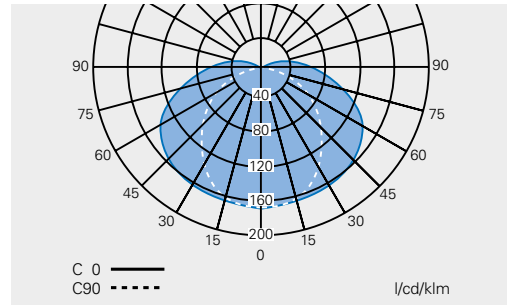
Accessories

| Type | Application | Order No. for 4000 K | Order No. for 5600 K |
|---|---|-------------------------|-------------------------|
|  | for eLLK 92 018/18 incl. conversion kit | 1 2255 213 501 | 1 2255 213 511 |
|  | for eLLK 92 036/36 incl. conversion kit | 1 2256 226 501 | 1 2256 226 511 |
|  | for eLLK 92 018/18 LED Ready | 1 2255 213 101 | 1 2255 213 111 |
|  | for eLLK 92 036/36 LED Ready | 1 2256 226 101 | 1 2256 226 111 |
| Single sided through wiring 2/6 with 2 entries M25, incl. terminals and mounting material | eLLM 92 Pole mounting light fitting | | 2 2218 602 000 |

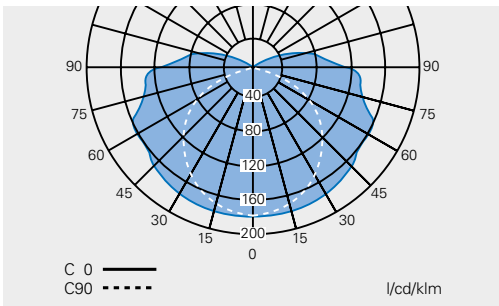
Polar curve eLLK 92018/18 / eLLK 92036/36



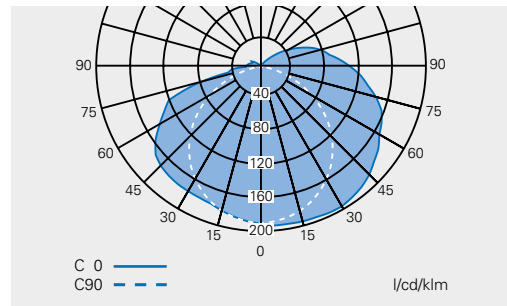
Polar curve eLLK 92058/58



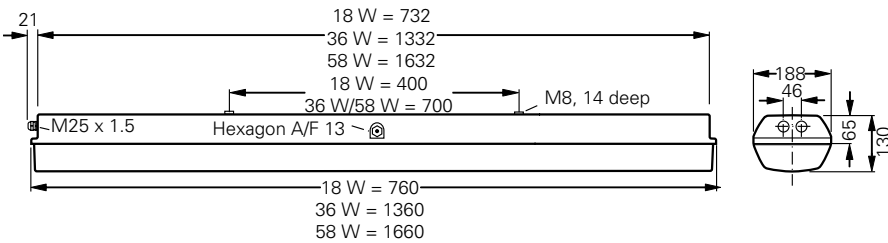
Polar curve eLLK 92036 / eLLK 92058



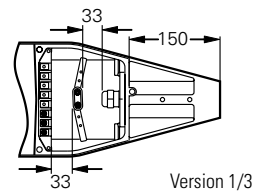
Polar curve eLLK92018/18 V-CG-S /DCA eLLK92036/36 V-CG-S /DCA eLLK92058/58 V-CG-S



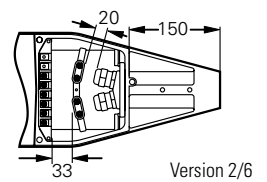
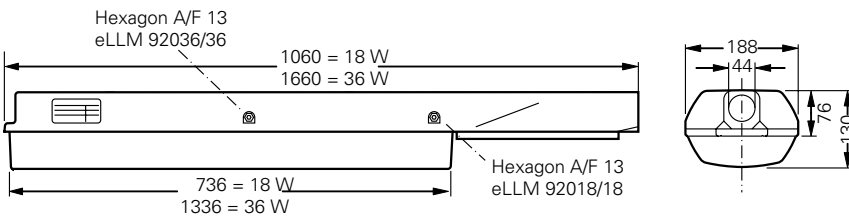
eLLK 92018/18 / eLLK 92036 / eLLK 92036/36 / eLLK 92058 / eLLK 92058/58



eLLM 92...



eLLM 92018/18 / eLLM 92036/36



2.3

Technical data

eLLK 92018/18 (2 x 18 W) / eLLK 92036 (1 x 36 W)



Technical data

| | eLLK 92018/18 (2 x 18 W) | eLLK 92036 (1 x 36 W) / eLLK 92036/36 (2 x 36 W) |
|--|--|--|
| EC-Type Examination Certificate | BVS 09 ATEX E 034 | BVS 09 ATEX E 034 |
| IECEX Certificate of Conformity | IECEX BVS 09.0033 | IECEX BVS 09.0033 |
| Marking accd. to 2014/34/EU | ⊕ II 2 G Ex de IIC T4 Gb ⊕ II 2 D Ex tb IIIC T80 °C Db IP66 | ⊕ II 2 G Ex de IIC T4 Gb ⊕ II 2 D Ex tb IIIC T80 °C Db IP66 |
| Marking accd. to IECEx | Ex de IIC T4 Gb Ex tb IIIC T80 °C Db | Ex de IIC T4 Gb Ex tb IIIC T80 °C Db |
| Permissible ambient temperature | -25 °C up to +55 °C (U _N ≥ 220 V) -25 °C up to +50 °C (U _N ≤ 220 V) | -25 °C up to +55 °C (U _N ≥ 220 V) -25 °C up to +50 °C (U _N ≤ 220 V) |
| IK-class according to EN 50102 | IK 10 ± 20 J | IK 10 ± 20 J |
| Rated voltage | 110 - 254 V AC 110 - 250 V DC | 110 - 254 V AC 110 - 250 V DC |
| Rated current | 0.18 A | 0.18 A / 0.34 A |
| Frequency | 50 - 60 Hz | 50 - 60 Hz |
| Power factor cos φ | ≥ 0.95 | ≥ 0.95 |
| Circuit | EVG | EVG |
| Protection class | I | I |
| Lamp / Illuminant | 2 x T26 / 18 W (T8) | 1 x T26 / 36 W (T8) / 2 x T26 / 36 W (T8) |
| Rated luminous flux | 2700 lm ¹⁾ | 3350 lm ¹⁾ / 6700 lm ¹⁾ |
| Lamp cap | G13 accd. to IEC 60061-1 | G13 accd. to IEC 60061-1 |
| Light output ratio | 78 % | 86 % / 78 % |
| Dimensions (L x W x H) | 760 x 188 x 130 mm | 1360 x 188 x 130 mm |
| Connecting terminals | L1, L2, L3, L, N, PE; max. 2 x 6 mm ² per terminal | L1, L2, L3, L, N, PE; max. 2 x 6 mm ² per terminal |
| Enclosure colour | RAL 7035 light grey | RAL 7035 light grey |
| Enclosure material | glass-fibre reinforced polyester | glass-fibre reinforced polyester |
| Weight | 5.2 kg | 6.7 kg / 7.4 kg |
| Cable glands / gland plates / enclosure drilling | Ex-e cable glands M25 x 1.5 (plastic), option: M20 x 1.5 metal thread ²⁾ | Ex-e cable glands M25 x 1.5 (plastic), option: M20 x 1.5 metal thread ²⁾ |
| Degree of protection accd. to EN 60529 | IP66 | IP66 |
| Protective cover / protective bowl | Polycarbonate | Polycarbonate |

¹⁾ depends on used lamps

²⁾ with dustcover if entry/thread is not closed



Technical data

| eLLK 92058 (1 x 58 W) / eLLK 92058/58 (2 x 58 W) | |
|--|--|
| EC-Type Examination Certificate | BVS 09 ATEX E 034 |
| IECEX Certificate of Conformity | IECEX BVS 09.0033 |
| Marking accd. to 2014/34/EU | ⊕ II 2 G Ex de IIC T4 Gb ⊕ II 2 D Ex tb IIIC T80 °C Db IP66 |
| Marking accd. to IECEx | Ex de IIC T4 Gb Ex tb IIIC T80 °C Db |
| Permissible ambient temperature | -25 °C up to +40 °C |
| IK-class according to EN 50102 | IK 10 ± 20 J |
| Rated voltage | 220 - 254 V AC 195 - 250 V DC |
| Rated current | 0.27 A / 0.53 A |
| Frequency | 50 - 60 Hz |
| Power factor cos φ | ≥ 0.95 |
| Circuit | EVG |
| Protection class | I |
| Lamp / Illuminant | 1 x T26 / 58 W (T8) / 2 x T26 / 58 W (T8) |
| Rated luminous flux | 5200 lm ¹⁾ / 10400 lm ¹⁾ |
| Lamp cap | G13 accd. to IEC 60061-1 |
| Light output ratio | 83 % / 72 % |
| Dimensions (L x W x H) | 1660 x 188 x 130 mm |
| Connecting terminals | L1, L2, L3, L, N, PE; max. 2 x 6 mm ² per terminal |
| Enclosure colour | RAL 7035 light grey |
| Enclosure material | glass-fibre reinforced polyester |
| Weight | 8.2 kg / 8.5 kg |
| Cable glands / gland plates / enclosure drilling | Ex-e cable glands M25 x 1.5 (plastic), option: M20 x 1.5 metal thread ²⁾ |
| Degree of protection accd. to EN 60529 | IP66 |
| Protective cover / protective bowl | Polycarbonate |

¹⁾ depends on used lamps

²⁾ with dustcover if entry/thread is not closed



Technical data

| | eLLM 92018/18 (2 x 18 W) | eLLM 92036 (1 x 36 W) / eLLM 92036/36 (2 x 36 W) |
|--|--|--|
| EC-Type Examination Certificate | BVS 09 ATEX E 034 | BVS 09 ATEX E 034 |
| IECEX Certificate of Conformity | IECEX BVS 09.0033 | IECEX BVS 09.0033 |
| Marking accd. to 2014/34/EU | ⊕ II 2 G Ex de IIC T4 Gb ⊕ II 2 D Ex tb IIIC T80 °C Db IP66 | ⊕ II 2 G Ex de IIC T4 Gb ⊕ II 2 D Ex tb IIIC T80 °C Db IP66 |
| Marking accd. to IECEx | Ex de IIC T4 Gb Ex tb IIIC T80 °C Db | Ex de IIC T4 Gb Ex tb IIIC T80 °C Db |
| Permissible ambient temperature | -25 °C up to +55 °C (U _N ≥ 220 V) -25 °C up to +50 °C (U _N ≤ 220 V) | -25 °C up to +55 °C (U _N ≥ 220 V) -25 °C up to +50 °C (U _N ≤ 220 V) |
| IK-class according to EN 50102 | IK 10 ± 20 J | IK 10 ± 20 J |
| Rated voltage | 110 - 254 V AC 110 - 250 V DC | 110 - 254 V AC 110 - 250 V DC |
| Rated current | 0.18 A | 0.18 A / 0.34 A |
| Frequency | 50 - 60 Hz | 50 - 60 Hz |
| Power factor cos φ | ≥ 0.95 | ≥ 0.95 |
| Circuit | EVG | EVG |
| Protection class | I | I |
| Lamp / Illuminant | 2 x T26 / 18 W (T8) | 1 x T26 / 36 W (T8) / 2 x T26 / 36 W (T8) |
| Rated luminous flux | 2700 lm ¹⁾ | 3350 lm ¹⁾ / 6700 lm ¹⁾ |
| Lamp cap | G13 accd. to IEC 60061-1 | G13 accd. to IEC 60061-1 |
| Light output ratio | 78 % | 86 % / 78 % |
| Dimensions (L x W x H) | 1060 x 188 x 130 mm | 1660 x 188 x 130 mm |
| Connecting terminals | L1, L2, L3, L, N, PE; max. 2 x 6 mm ² per terminal | L1, L2, L3, L, N, PE; max. 2 x 6 mm ² per terminal |
| Enclosure colour | RAL 7035 light grey | RAL 7035 light grey |
| Enclosure material | glass-fibre reinforced polyester | glass-fibre reinforced polyester |
| Weight | 7.0 kg | 9.0 kg |
| Cable glands / gland plates / enclosure drilling | Ex-e cable glands M25 x 1.5 (plastic), option: M20 x 1.5 metal thread ²⁾ | Ex-e cable glands M25 x 1.5 (plastic), option: M20 x 1.5 metal thread ²⁾ |
| Pole socket | Ø 44 mm x150 mm | Ø 44 mm x150 mm |
| Degree of protection accd. to EN 60529 | IP66 | IP66 |
| Protective cover / protective bowl | Polycarbonate | Polycarbonate |

¹⁾ depends on used lamps²⁾ with dustcover if entry/thread is not closed



Technical data

| | eLLK 92018/18 V-CG-S / DCA | eLLK 92036/36 V-CG-S / DCA |
|--|--|--|
| EC-Type Examination Certificate | BVS 09 ATEX E 034 | BVS 09 ATEX E 034 |
| IECEX Certificate of Conformity | IECEX BVS 09.0033 | IECEX BVS 09.0033 |
| Marking accd. to 2014/34/EU | ⊕ II 2 G Ex de mb IIC T4 Gb ⊕ II 2 D Ex tb IIIC T80 °C Db IP66 | ⊕ II 2 G Ex de mb IIC T4 Gb ⊕ II 2 D Ex tb IIIC T80 °C Db IP66 |
| Marking accd. to IECEx | Ex de mb IIC T4 Gb Ex tb IIIC T80 °C Db | Ex de mb IIC T4 Gb Ex tb IIIC T80 °C Db |
| Permissible ambient temperature | -25 °C up to +50 °C / -25 °C up to +55 °C (DCA) | -25 °C up to +50 °C / -25 °C up to +55 °C (DCA) |
| IK-class according to EN 50102 | IK 10 ± 20 J | IK 10 ± 20 J |
| Rated voltage | 220 - 254 V AC 195 - 250 V DC | 220 - 254 V AC 195 - 250 V DC |
| Rated current | 0.19 A | 0.35 A |
| Frequency | 50 - 60 Hz | 50 - 60 Hz |
| Power factor cos φ | ≥ 0.95 | ≥ 0.95 |
| Circuit | EVG/CG-S / DCA | EVG/CG-S / DCA |
| Protection class | I | I |
| Lamp / Illuminant | 2 x T26 / 18 W (T8) | 2 x T26 / 36 W (T8) |
| Rated luminous flux | 2700 lm ¹⁾ | 6700 lm ¹⁾ |
| Lamp cap | G13 accd. to IEC 60061-1 | G13 accd. to IEC 60061-1 |
| Light output ratio | 78% | 78% |
| Luminous flux in emergency operation | 1350 lm ¹⁾ | 3350 lm ¹⁾ |
| Dimensions (L x W x H) | 760 x 188 x 130 mm | 1360 x 188 x 130 mm |
| Connecting terminals | L1, L2, L3, L, N, PE; max. 2 x 6 mm ² per terminal | L1, L2, L3, L, N, PE; max. 2 x 6 mm ² per terminal |
| Enclosure colour | RAL 7035 light grey | RAL 7035 light grey |
| Enclosure material | glass-fibre reinforced polyester | glass-fibre reinforced polyester |
| Weight | 5.6 kg | 7.7 kg |
| Cable glands / gland plates / enclosure drilling | Ex-e cable glands M25 x 1.5 (plastic), option: M20 x 1.5 metal thread ²⁾ | Ex-e cable glands M25 x 1.5 (plastic), option: M20 x 1.5 metal thread ²⁾ |
| Degree of protection accd. to EN 60529 | IP66 | IP66 |
| Protective cover / protective bowl | Polycarbonate | Polycarbonate |

¹⁾ depends on used lamps

²⁾ with dustcover if entry/thread is not closed



Technical data

eLLK 92058/58 V-CG-S

| | |
|--|--|
| EC-Type Examination Certificate | BVS 09 ATEX E 034 |
| IECEX Certificate of Conformity | IECEX BVS 09.0033 |
| Marking accd. to 2014/34/EU | Ⓜ II 2 G Ex de mb IIC T4 Gb Ⓜ II 2 D Ex tb IIIC T80 °C Db IP66 |
| Marking accd. to IECEX | Ex de mb IIC T4 Gb Ex tb IIIC T80 °C Db |
| Permissible ambient temperature | -25 °C up to +40 °C |
| IK-class according to EN 50102 | IK 10 \pm 20 J |
| Rated voltage | 220 - 254 V AC 195 - 250 V DC |
| Rated current | 0.54 A |
| Frequency | 50 - 60 Hz |
| Power factor $\cos \varphi$ | ≥ 0.95 |
| Circuit | EVG/CG-S |
| Protection class | I |
| Lamp / Illuminant | 2 x T26 / 58 W (T8) |
| Rated luminous flux | 10400 lm ¹⁾ |
| Lamp cap | G13 accd. to IEC 60061-1 |
| Light output ratio | 72 % |
| Luminous flux in emergency operation | 5200 lm ²⁾ |
| Dimensions (L x W x H) | 1660 x 188 x 130 mm |
| Connecting terminals | L1, L2, L3, L, N, PE; max. 2 x 6 mm ² per terminal |
| Enclosure colour | RAL 7035 light grey |
| Enclosure material | glass-fibre reinforced polyester |
| Weight | 8.9 kg |
| Cable glands / gland plates / enclosure drilling | Ex-e cable glands M25 x 1.5 (plastic), option: M20 x 1.5 metal thread ³⁾ |
| Degree of protection accd. to EN 60529 | IP66 |
| Protective cover / protective bowl | Polycarbonate |

¹⁾ depends on used lamps

²⁾ with dustcover if entry/thread is not closed



2

Technical data

| | eLLK 92 2217/U240 (2 x 17 W) | eLLK 92 4232/U240 (2 x 32 W) |
|--|--|--|
| Marking accd. to CEC 018 | Ex ed IIC T4 Class I Div. 2 Gr. A, B, C, D Class II Div. 1 Gr. E, F and G | Ex ed IIC T4 Class I Div. 2 Gr. A, B, C, D Class II Div. 1 Gr. E, F and G |
| Marking accd. to NEC 500/505 | Class I Zone 1 AEx de IIC T4 Class I Div. 2 Gr. A, B, C, D Class II Div. 2 Gr. F and G | Class I Zone 1 AEx de IIC T4 Class I Div. 2 Gr. A, B, C, D Class II Div. 2 Gr. F and G |
| Certificate of Compliance | CSA 10.2325079 | CSA 10.2325079 |
| Permissible ambient temperature | -25 °C up to +55 °C | -25 °C up to +55 °C |
| IK-class according to EN 50102 | IK 10 Δ 20 J | IK 10 Δ 20 J |
| Rated voltage | 120 - 240 V | 120 - 240 V |
| Rated current | 0.38 / 0.18 A | 0.7 / 0.34 A |
| Frequency | 50 - 60 Hz | 50 - 60 Hz |
| Power factor cos ϕ | ≥ 0.95 | ≥ 0.95 |
| Circuit | EVG | EVG |
| Protection class | I | I |
| Lamp / Illuminant | 2 x F17 T8 | 2 x F32 T8 |
| Rated luminous flux | 2600 lm ¹⁾ | 6600 lm ¹⁾ |
| Lamp cap | G13 accd. to IEC 60061 | G13 accd. to IEC 60061 |
| Light output ratio | 78 % | 78 % |
| Dimensions (L x W x H) | 760 x 188 x 130 mm | 1360 x 188 x 130 mm |
| Connecting terminals | L1, L2, L3, L, N, PE; max. 2 x 6 mm ² per terminal | L1, L2, L3, L, N, PE; max. 2 x 6 mm ² per terminal |
| Enclosure colour | RAL 7035 light grey | RAL 7035 light grey |
| Enclosure material | glass-fibre reinforced polyester | glass-fibre reinforced polyester |
| Weight | 5.4 kg | 7.4 kg |
| Cable glands / gland plates / enclosure drilling | 3/4" NPT metal thread with dustcover | 3/4" NPT metal thread with dustcover |
| Degree of protection accd. to EN 60529 | IP66 | IP66 |
| Protective cover / protective bowl | Polycarbonate | Polycarbonate |

¹⁾ depends on used lamps

