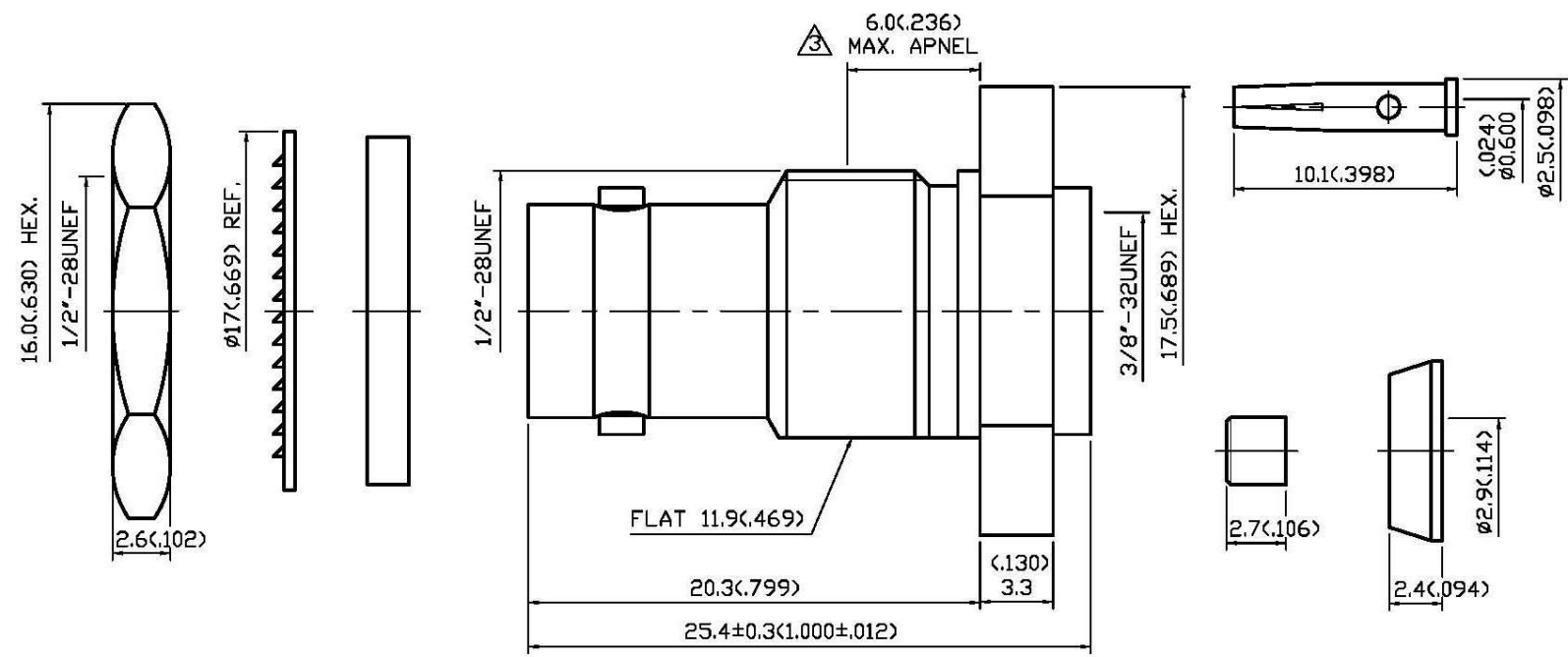


NO	DESCRIPTION	DATE
①	BACKGROUND FORMAT UPDATED	12.10.03'
②	BACKGROUND FORMAT UPDATED	11.15.08'
③	ADD 6.0 MAX. PANEL DEL PROOF VOLTAGE 1/CRIMP WORKING VOLTAGE → VOLTAGE RATING DEL CRIMP SIZE REQUIRED -65° C TO +165° C → -20° C TO +80° C	06.25.15'
④	3.0 → 3.0 REF. NONE → RED	09.08.15'



1.0 ELECTRICAL

- 1.1 FREQUENCY RANGE: DC-4 GHz
- 1.2 NOMINAL IMPEDANCE: 50 OHM
- 1.3 VOLTAGE RATING: 500 VOLTS MAX. ③

2.0 MATERIALS

- 2.1 BODIES: BRASS PER JIS-C3604
- 2.2 CENTER CONTACT: BRASS PER JIS-C3604
- 2.3 INSULATION: TEFLON PER ASTM D1457 AND ASTM D1710

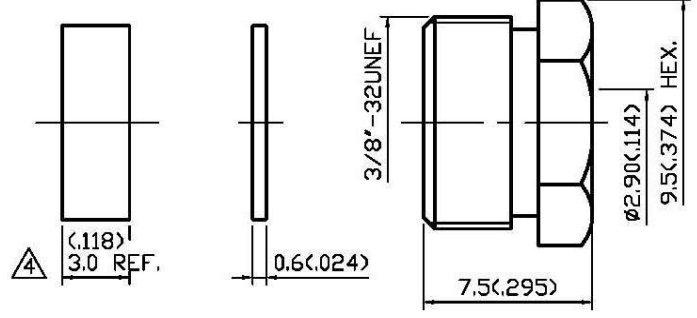
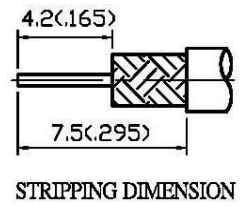
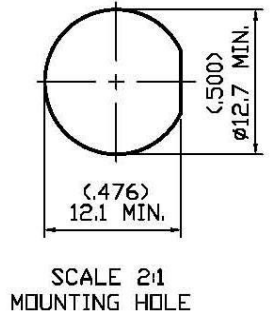
3.0 FINISHES AND OTHERS

- 3.1 SEE BELOW TABLE FOR DETAILS.

4.0 MECHANICAL

- 4.1 INTERFACE IN ACCORDANCE WITH: MIL-STD-348A
 - 4.2 FOR USE WITH RG174U OR SIMILAR STYLE CABLE
 - 4.3 CABLE ATTACHMENT: OUTER: CLAMP, INNER: SOLDER ③
- 5.0 ENVIRONMENTAL**
- 5.1 OPERATING TEMPERATURE RANGE: -20° C TO +80° C ③

NO	DESCRIPTION	MATERIAL	Q'TY	FINISH
12	GASKET	SILICONE	1	NONE
11	WASHER	STEEL	1	NICKEL
10	NUT	BRASS	1	NICKEL
9	CENTER CONTACT	BRASS	1	GOLD
8	NUT	BRASS	1	NICKEL 100μ" MIN.
7	WASHER	BRASS	1	NICKEL
6	GASKET	RUBBER	1	RED
5	BRAID CLAMP	BRASS	1	NICKEL 100μ" MIN.
4	WASHER	BRASS	1	NICKEL 100μ" MIN.
3	INSULATION	TEFLON	1	NONE
2	INSULATION	TEFLON	1	NONE
1	BODY	BRASS	1	NICKEL 100μ" MIN.



APPROVED by _____ DATE: _____



DESCRIPTION		BNC STRAIGHT BULKHEAD JACK CLAMP									
製圖	DRAWN	TOLERANCE	品名	13-02-2	T.G.N	174U	日期	DATE	版次	REV.	
	Yoko	.X ±0.2	TITLE	\ROHS COMPLIANT			(50Ω)	04.02.98'	A-4		
檢圖	CHECK	.XX ±0.1	單位	UNIT		DWG.NO.		13-0461			
	Arc	.XXX ±0.05	比例	SCALE							
認定	APPROVAL	ANGLE ±5°	比例	SCALE							
	Angela		4:1								