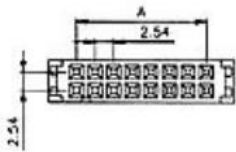





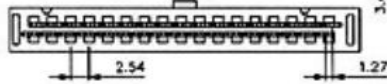
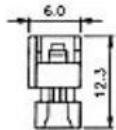
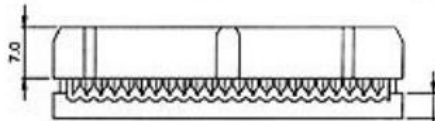
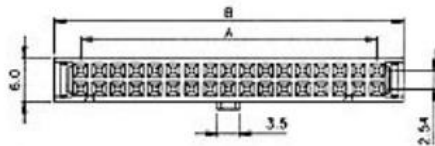
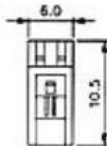
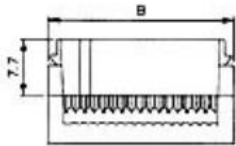
Datasheet

40 W IDC Side Socket

RS Stock number [642-5001](#)



CONTACT OF Y TYPE



Position	A	B
6P	5.08	12.16
8P	7.62	14.74
10P	10.16	17.20
12P	12.70	19.80
14P	15.24	22.50
16P	17.78	24.94
20P	22.86	30.08
24P	27.94	35.16
26P	30.48	37.58

Position	A	B
30P	35.56	42.66
34P	40.64	47.80
40P	48.26	50.42
44P	53.34	60.56
50P	60.96	68.28
56P	68.58	75.74
60P	73.66	80.96
62P	76.20	83.32
64P	78.74	85.94