

FEATURES

- 1.2 mm AISI 304 natural stainless steel
- IP66 rating
- Earth studs are provided on the body, door and chassis plate
- Double lipped edge to ensure higher strength and ease of installation
- Easy to use, including removal of the door

RS PRO Wall Boxes - 304 Stainless Steel Wall Box

RS Stock No.: 7491826



RS Professionally Approved Products bring to you professional quality parts across all product categories. Our product range has been tested by engineers and provides a comparable quality to the leading brands without paying a premium price.

Wall Boxes

Product Description

RS Pro IP66 Wall Boxes

Brought to you by RS Pro, a range of well constructed and durable wall mounted enclosures. Rated at IP66, the level of protection provided by these boxes ensures the contents will be safely stored and protected. The door of the enclosure has a pull out hinge which allows it to be removed for easy access and due to the protection benefit, these wall boxes are suitable for various applications. All models are highly reliable and excellent quality.

General Specifications

Body Material	304 Stainless Steel
Number Of Doors	1
Colour	Unpainted
Gland Plate	No
Door Lock Type	Quick Release Lock
Chassis Plate	Yes
Transparent Door	No
Fixing Kit	No
Application	Electrical
External Mounting Type	Bracket
Internal Mounting Type	Panel
Special Features	Door & Chassis Plate, Double Lip Edges, Earth Studs Provided on Body

Mechanical Specifications

External Height	300 mm
External Depth	150 mm
External Width	400 mm
Dimensions	300 mm x 150 mm x 400 mm
Weight	9.06 kg

Protection Category

IP Rating	IP66
------------------	------

Approvals

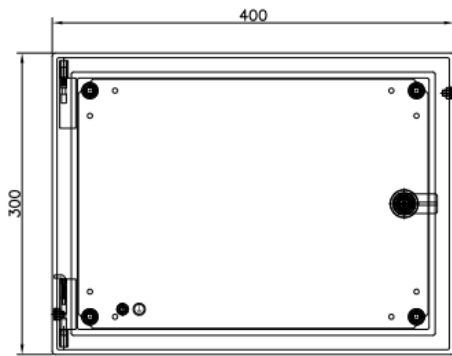
Declarations

RoHS Certificate of Compliance

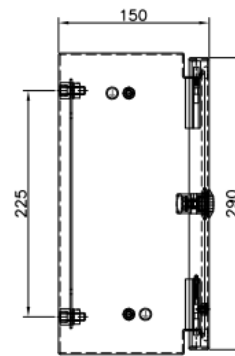
Similar Products

Stock No.	Brand	Product Name	Colour	Body Material	Dimensions
7491822	RS PRO	304 Stainless Steel Wall Box	Unpainted	304 Stainless Steel	250 mm x 300 mm x 150 mm
7491838	RS PRO	304 Stainless Steel Wall Box	Unpainted	304 Stainless Steel	300 mm x 300 mm x 150 mm

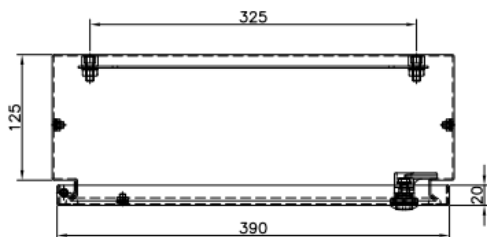
Additional Information / Installation Diagrams / Illustrations / Accessories



FRONT VIEW



SIDE VIEW



TOP VIEW