



Main

Range of product	Harmony Control Relays
Product or component type	3-phase control relay
Relay type	Control relay
Network number of phases	3 phases
Relay name	RM22TG
Relay monitored parameters	Phase sequence Phase failure detection (2 or more phase cut)
Time delay type	Without
Switching capacity in VA	2000 VA
Measurement range	183...528 V voltage AC
Contacts type and composition	2 C/O

Complementary

Reset time	1500 ms at maximum voltage
Maximum switching voltage	250 V AC
Minimum switching current	10 mA at 5 V DC
Maximum switching current	8 A AC
[Us] rated supply voltage	208...480 V AC
Supply voltage limits	183...528 V AC
Operating limits	183...528 V AC
Power consumption in VA	15 VA at 480 V AC 60 Hz
Voltage detection threshold	< 100 V AC
Supply voltage frequency	50...60 Hz +/- 10 %
Output contacts	2 C/O
Run-up delay at power-up	650 ms
Response time	<= 200 ms
Overvoltage category	III conforming to IEC 60664-1 III conforming to UL 508
Insulation resistance	> 100 MOhm at 500 V DC conforming to IEC 60255-27
Mounting position	Any position
Connections - terminals	Screw terminals, 2 x 0.5...2 x 2.5 mm ² (AWG 20...AWG 14) solid without cable end Screw terminals, 2 x 0.2...2 x 1.5 mm ² (AWG 24...AWG 16) flexible with cable end Screw terminals, 1 x 0.5...1 x 3.3 mm ² (AWG 20...AWG 12) solid without cable end Screw terminals, 1 x 0.2...1 x 2.5 mm ² (AWG 24...AWG 14) flexible with cable end
Tightening torque	0.6...1 N.m conforming to IEC 60947-1
Housing material	Self-extinguishing plastic
Status LED	LED (yellow) relay ON LED (green) power ON
Mounting support	35 mm DIN rail conforming to EN/IEC 60715
Electrical durability	100000 cycles
Mechanical durability	10000000 cycles

Utilisation category	AC-15 conforming to IEC 60947-5-1 DC-13 conforming to IEC 60947-5-1 AC-1 conforming to IEC 60947-4-1 DC-1 conforming to IEC 60947-4-1
Safety reliability data	MTTFd = 924.6 years B10d = 850000
Contacts material	Cadmium free
Width	22.5 mm
Net weight	0.09 kg

Environment

Immunity to microbreaks	10 ms
Electromagnetic compatibility	Immunity for residential, commercial and light-industrial environments conforming to EN/IEC 61000-6-1 Immunity for industrial environments conforming to EN/IEC 61000-6-2 Emission standard for residential, commercial and light-industrial environments conforming to EN/IEC 61000-6-3 Emission standard for industrial environments conforming to EN/IEC 61000-6-4 Electrostatic discharge - test level: 6 kV level 3 (contact discharge) conforming to IEC 61000-4-2 Electrostatic discharge - test level: 8 kV level 3 (air discharge) conforming to IEC 61000-4-2 Radiated radio-frequency electromagnetic field immunity test - test level: 10 V/m level 3 conforming to IEC 61000-4-3 Electrical fast transient/burst immunity test - test level: 4 kV level 4 (direct) conforming to IEC 61000-4-4 Electrical fast transient/burst immunity test - test level: 2 kV level 4 (capacitive coupling) conforming to IEC 61000-4-4 Surge immunity test - test level: 4 kV level 4 (common mode) conforming to IEC 61000-4-5 Surge immunity test - test level: 2 kV level 4 (differential mode) conforming to IEC 61000-4-5 Conducted and radiated emissions class B group 1 conforming to CISPR 11 Conducted and radiated emissions class B conforming to CISPR 22
Standards	EN/IEC 60255-1
Product certifications	CE EAC RCM GL CSA UL CCC
Ambient air temperature for storage	-40...70 °C
Ambient air temperature for operation	-20...50 °C at 60 Hz -20...60 °C at 50 Hz AC/DC
Relative humidity	93...97 % at 25...55 °C conforming to IEC 60068-2-30
Vibration resistance	0.075 mm (f= 10...58.1 Hz) not in operation conforming to IEC 60068-2-6 1 gn (f= 10...58.1 Hz) not in operation conforming to IEC 60068-2-6 0.035 mm (f= 58.1...150 Hz) in operation conforming to IEC 60068-2-6 0.5 gn (f= 58.1...150 Hz) in operation conforming to IEC 60068-2-6
Shock resistance	15 gn (duration = 11 ms) for not in operation conforming to IEC 60068-2-27 5 gn (duration = 11 ms) for in operation conforming to IEC 60068-2-27
IP degree of protection	IP20 (terminals) conforming to IEC 60529 IP40 (housing) conforming to IEC 60529 IP50 (front panel) conforming to IEC 60529
Pollution degree	3 conforming to IEC 60664-1 3 conforming to UL 508
Dielectric test voltage	2.5 kV, 1 min AC 50 Hz conforming to IEC 60255-27

Packing Units

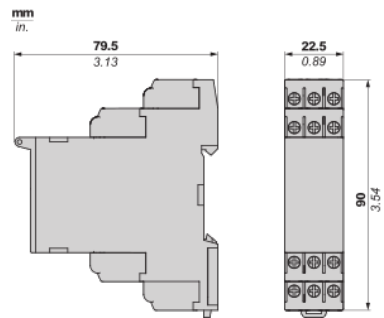
Unit Type of Package 1	PCE
Number of Units in Package 1	1
Package 1 Height	2.5 cm
Package 1 Width	8.3 cm
Package 1 Length	9.5 cm
Package 1 Weight	102 g
Unit Type of Package 2	S02

Number of Units in Package 2	40
Package 2 Height	15 cm
Package 2 Width	30 cm
Package 2 Length	40 cm
Package 2 Weight	4.594 kg
Unit Type of Package 3	P06
Number of Units in Package 3	640
Package 3 Height	50 cm
Package 3 Width	80 cm
Package 3 Length	60 cm
Package 3 Weight	86.18 kg

Offer Sustainability

Sustainable offer status	Green Premium product
REACH Regulation	REACH Declaration
EU RoHS Directive	Pro-active compliance (Product out of EU RoHS legal scope) EU RoHS Declaration
Mercury free	Yes
China RoHS Regulation	China RoHS Declaration
RoHS exemption information	Yes
Environmental Disclosure	Product Environmental Profile
Circularity Profile	End Of Life Information

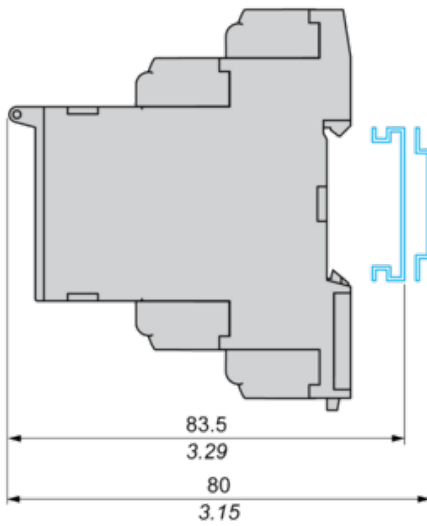
Dimensions



Mounting and Clearance

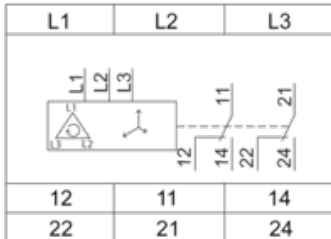
Rail Mounting

mm
in.



3-Phase Control Relay

Wiring Diagram



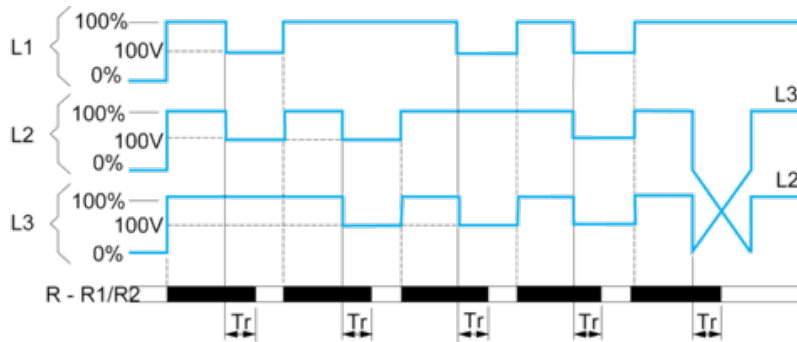
L1,L2,L3 : Supply to be monitored

11-14,12 : 1st C/O contact of output relay

21-24,22 : 2nd C/O contact of output relay

Function Diagram

Phase Sequence Control and Total Loss of Phase Detection



Legend

- Tr Response time on appearance of a fault
- L1, L2, L3 Phases of the supply voltage monitored
- R - R1/R2 Output relay(s),
- Relay status: black color = energized.