

# 60W AC to DC Power Supply - DIN Rail Mount

# multicomp<sup>PRO</sup>

**RoHS  
Compliant**

## Features

- Universal 85V AC to 264V AC or 120V DC to 370V DC input voltage
- Accepts AC or DC input (dual-use of same terminal)
- Operating ambient temperature range: -40°C to +70°C
- High I/O isolation test voltage up to 4000V AC
- Industrial product technology design
- Over-voltage class III (Designed to meet EN61558 safety standards)
- Low standby power consumption, high efficiency
- Low ripple & noise
- Output short circuit, over-current, over-voltage protection
- Withstand 300V AC surge input for 5s
- UL/EN/IEC62368 safety approved
- DIN rail TS35X7.5/ TS35X15 mountable



**UL<sup>®</sup> US CE CB**

This is AC-DC series featuring a cost-effective, energy efficient solution for standard DIN-rail mounting. The products offer a high level of stability and immunity to noise, compliant with international IEC62368 standards for EMC and safety specifications meet IEC/EN61000-4, CISPR32, EN55032, UL62368, IEC62368 and EN62368. These light weight AC-DC converters also have an extremely compact design for space saving and are ideal for applications such as industrial control equipment machinery and all kinds of applications in a harsh environment.

## Selection Guide

Certification	Part No.*	Output Power (W)	Nominal Output Voltage and Current (Vo/Io)	Output Voltage Adjustable Range(V)*	Efficiency at 230V AC (%) Typ.	Max. Capacitive Load (µF)
UL/CE/CB	MP-LI60-20B05PR2	32.5	5V/6.5A	4.9-5.5	84	20000
	MP-LI60-20B12PR2	54	12V/4.5A	10.8-13.8	88	10000
	MP-LI60-20B24PR2	60	24V/2.5A	21.6-29	90	4000
	MP-LI60-20B48PR2		48V/1.25A	43.2-55.2	91	680

**Note:** \* The actual adjustment range may extend outside the values stated, care should be exercised to ensure that the output voltage and power levels remain within the published maximum values.

## Input Specifications

Item	Operating Conditions	Min.	Typ.	Max.	Unit
Input voltage Range	AC input	85	-	264	V DC
	DC input	120		370	
Input Frequency		47		63	Hz
Input Current	115V AC	-		1.2	A
	230V AC			0.8	
Inrush Current	115V AC	-	30	-	
	230V AC		60	-	
Leakage Current	264V AC	0.25mA RMS max.			
Hot Plug		Unavailable			

Newark.com/multicomp-pro  
Farnell.com/multicomp-pro  
Element14.com/multicomp-pro

# multicomp<sup>PRO</sup>

# 60W AC to DC Power Supply - DIN Rail Mount

**multicomp** PRO

## Output Specifications

Item	Operating Conditions		Min.	Typ.	Max.	Unit
Output Voltage Accuracy	0% to 100% load			±2		%
Line Regulation	Rated load		-	±0.5	-	
Load Regulation	230V AC			±1.5		
Output Ripple & Noise*	20MHz bandwidth (peak-to-peak value)	5V Output			100	mV
		12V Output			120	
		15V Output	-	-	150	
		24V Output			240	
		48V Output				
Temperature Coefficient				±0.02	-	%/°C
Stand-by Power Consumption	230V AC Input	5V/12V/15V/24V Output			0.3	W
		48V Output			0.4	
Short Circuit Protection			Hiccup, continuous, self-recovery			
Over-current Protection			≥120 % I <sub>o</sub> , self-recovery			
Over-Voltage Protection	5V Output		≤7.5V (Output voltage clamp or hiccup)			
	12V Output		≤16V (Output voltage clamp or hiccup)			
	15V Output		≤20V (Output voltage clamp or hiccup)			
	24V Output		≤36V (Output voltage clamp or hiccup)			
	48V Output		≤60V (Output voltage clamp or hiccup)			
Minimum Load			0	-	-	%
Start-up Delay Time			-	-	3	s
Hold-up Time	115V AC		-	15	-	ms
	230V AC		-	80	-	

**Note:** \*Ripple & noise are measured at 20MHz of bandwidth by using a 12" twisted pair-wire terminated with a 0.1uf & 47uf parallel capacitor.

## General Specifications

Item	Operating Conditions		Min.	Typ.	Max.	Unit
Isolation Test	Input-output	Electric Strength Test for 1min., Leakage current<5mA	4000	-	-	V AC
Operating Temperature			-40	-	+70	°C
Storage Temperature					+85	
Storage Humidity			-	-	95	%RH
Operating Altitude			-	-	2000	m
Switching Frequency			-	65	-	kHz
Power Derating	-40°C to -30°C	5V/12V/48V Output	3	-	-	% / °C
		24V Output	7			
		15V Output	8			
	+45°C to +70°C		2			
	85V AC to 100V AC		1			

Newark.com/multicomp-pro  
 Farnell.com/multicomp-pro  
 Element14.com/multicomp-pro

**multicomp** PRO

# 60W AC to DC Power Supply - DIN Rail Mount

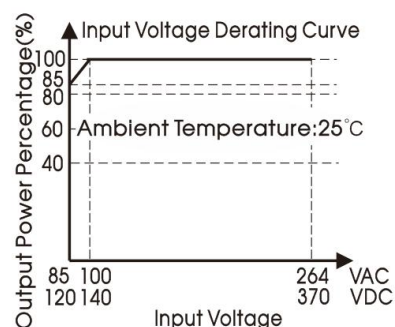
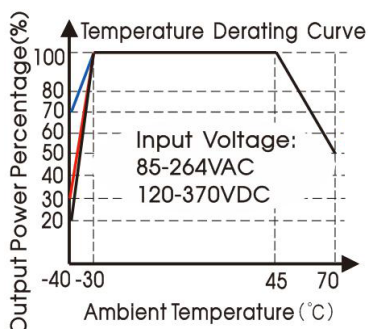
**multicomp** PRO

Item	Operating Conditions	Min.	Typ.	Max.	Unit
Safety Standard		UL62368/EN62368/IEC62368			
Safety Certification		UL62368/EN62368/IEC62368			
Safety Class		CLASS II			
MTBF	MIL-HDBK-217F@25°C	> 300,000 h			

Mechanical Specifications	
Casing Material	Plastic, heat-resistant (UL94V-0)
Package Dimensions	92.66mm × 52mm × 58mm
Weight	175g (Typ.)
Cooling Method	Free air convection

Electromagnetic Compatibility (EMC)			
Emissions	CE	CISPR32/EN55032	CLASS B
	RE	CISPR32/EN55032	CLASS B
Immunity	ESD	IEC/EN61000-4-2	Contact ±6KV/ Air ±8KV perf. Criteria A
	RS	IEC/EN61000-4-3	10V/m perf. Criteria A
	EFT	IEC/EN 61000-4-4	±2KV perf. Criteria A
	Surge	IEC/EN 61000-4-5	line to line ±2KV perf. Criteria A
	CS	IEC/EN61000-4-6	10Vr.m.s perf. Criteria A
	Voltage dips, short interruptions and voltage variations	IEC/EN61000-4-11	0%,70% perf. Criteria A

## Product Characteristic Curve



Note: ① With an AC input between 85-100VAC and a DC input between 120-140VDC, the output power must be derated as per temperature derating curves;  
 ② This product is suitable for applications using natural air cooling; for applications in closed environment please consult factory or one of our FAE.

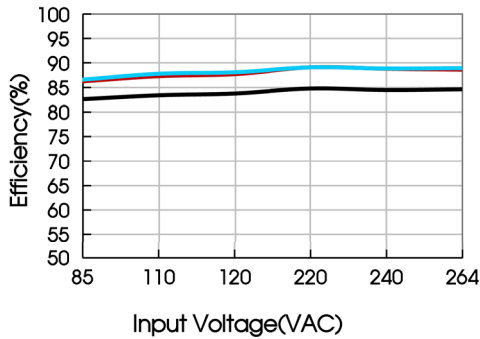
Newark.com/multicomp-pro  
 Farnell.com/multicomp-pro  
 Element14.com/multicomp-pro

**multicomp** PRO

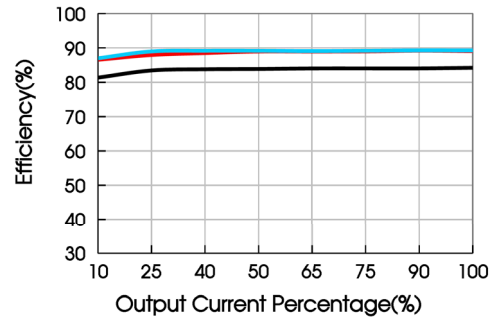
# 60W AC to DC Power Supply - DIN Rail Mount

**multicomp** PRO

Efficiency Vs Input Voltage (Full Load)

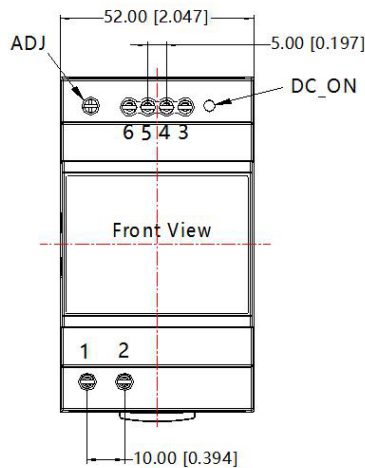
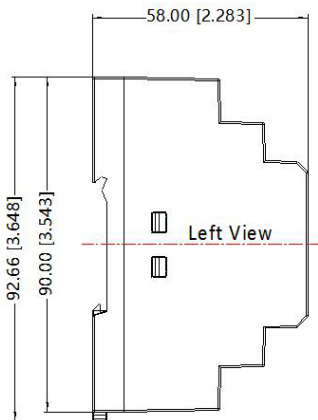


Efficiency Vs Output Load (Vin=230VAC)



## Dimensions and Recommended Layout

THIRD ANGLE PROJECTION



Pin-Out	
Pin	LI60-20B
1	AC(L)
2	AC(N)
3	+Vo
4	+Vo
5	-Vo
6	-Vo

Note:  
 Unit: mm[inch]  
 ADJ: adjustable resistance to change output voltage  
 Wire range: 24-12 AWG  
 Tightening torque: Max 0.4 N·m  
 Mounting rail: TS35  
 General tolerances:  $\pm 1.00[\pm 0.039]$

**Important Notice :** This data sheet and its contents (the "Information") belong to the members of the AVNET group of companies (the "Group") or are licensed to it. No licence is granted for the use of it other than for information purposes in connection with the products to which it relates. No licence of any intellectual property rights is granted. The Information is subject to change without notice and replaces all data sheets previously supplied. The Information supplied is believed to be accurate but the Group assumes no responsibility for its accuracy or completeness, any error in or omission from it or for any use made of it. Users of this data sheet should check for themselves the Information and the suitability of the products for their purpose and not make any assumptions based on information included or omitted. Liability for loss or damage resulting from any reliance on the Information or use of it (including liability resulting from negligence or where the Group was aware of the possibility of such loss or damage arising) is excluded. This will not operate to limit or restrict the Group's liability for death or personal injury resulting from its negligence. Multicomp Pro is the registered trademark of Premier Farnell Limited 2019.

Newark.com/multicomp-pro  
 Farnell.com/multicomp-pro  
 Element14.com/multicomp-pro

**multicomp** PRO