

Pendant control stations

Double insulated, type XAC A

For control circuits

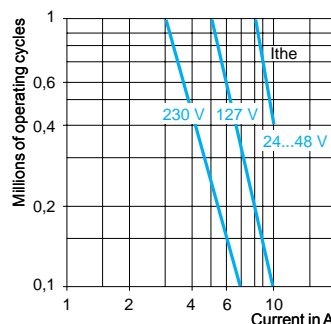
Environment			
Conformity to standards			IEC 947-5-1, EN 60947-5-1
Product certifications			NEMKO. Special version: UL Listed A600-Q600, CSA A600-Q600
Protective treatment	Standard version		"TH"
Ambient air temperature	For operation	°C	- 25... + 70
	For storage	°C	- 40... + 70
Vibration resistance			15 gn (10...500 Hz) conforming to IEC 68-2-6
Shock resistance			100 gn conforming to IEC 68-2-27
Electric shock protection			Class II conforming to IEC 536 and NF C 20-030
Degree of protection			IP 65 conforming to IEC 529; IK 08 conforming to EN 50102
Mechanical durability (in millions of operating cycles)			1
Enclosure			Double insulated polypropylene, coloured yellow throughout
Cable entry			Rubber sleeve with stepped entry diameter for cable Ø 8...Ø 26 mm

Contact block characteristics			
Rated operational characteristics	ZB2 BE●●●, XEN G●●●●, XAC S●●●●		~ AC-15: A600 or Ue = 600 V, Ie = 1.2 A or Ue = 240 V, Ie = 3 A --- DC-13: Q600 or Ue = 600 V, Ie = 0.1 A or Ue = 250 V, Ie = 0.27 A
	XEN T●●●●		~ AC-15: A300 or Ue = 240 V, Ie = 3 A --- DC-13: Q300 or Ue = 250 V, Ie = 0.27 A conforming to IEC 947-5-1 Appendix A
Thermal current (Ithe)		A	10
Rated insulation voltage (Ui)	ZB2 BE●●●, XEN G●●●●, XAC S●●●●	V	600, degree of pollution 3
	XEN T●●●●		400, degree of pollution 3, conforming to IEC 947-1
Rated impulse withstand voltage (U imp)		kV	6, conforming to IEC 947-1
Positive operation			Mushroom head pushbutton: N/C contact with positive opening operation conforming to IEC 947-5-1 Section 3
Contact operation			N/C or N/O slow break
Resistance across terminals		MΩ	≤ 25
Operating force		N	Operators - with 1 N/O contact: 10 - with 1 N/C contact: 8 - with additional N/O contact: + 5 - with additional N/C contact: + 3
Terminal referencing			Conforming to CENELEC EN 50013
Short-circuit protection			10 A cartridge fuse type gG (gl)
Connection		mm ²	Screw and captive cable clamp terminals. Clamping capacity: min. 1 x 0.5 mm ² , max., with or without cable end: 2 x 1.5 mm ² or 1 x 2.5 mm ² . 6.3 mm clips (on request), please consult your Regional Sales office.

Rated operational power Conforming to IEC 947-5-1 Appendix C. Utilisation categories AC-15 and DC-13. Operating rate: 3600 operating cycles/hour. Load factor: 0.5.

a.c. supply ~ 50/60 Hz
 Inductive circuit

d.c. supply ---
 Power broken in W for 1 million operating cycles



Voltage V	24	48	120
mm W	65	48	40






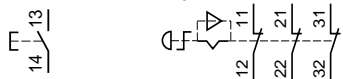
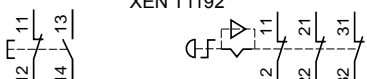
Pendant control stations

Double insulated, type XAC A

For control circuits

Complete stations "ready for use"

For control of single-speed motors

Functions	Number of operators	Contact block(s) and scheme		Reference	Weight kg
		Per direction	For Emergency stop		
	2 mechanically interlocked	1 N/O ZB2 BE101	-	XAC A271	0.475
					
		1 N/C + 1 N/O ZB2 BE102 + ZB2 BE101	-	XAC A281	0.500
					
	2 mechanically interlocked + 1 latching Emergency stop Ø 30 mm operator ZA2 BS44 (1)	1 N/O ZB2 BE101	1 N/C ZB2 BE102	XAC A2713 (1)	0.575
					
		1 N/C + 1 N/O ZB2 BE102 + ZB2 BE101	1 N/C ZB2 BE102	XAC A2813 (1)	0.600
					
		1 N/O ZB2 BE101	1 N/C + N/C + N/C XEN T1192	XAC A27131 (1)	0.615
					
		1 N/C + 1 N/O ZB2 BE102 + ZB2 BE101	1 N/C + N/C + N/C XEN T1192	XAC A28131 (1)	0.635
					

(1) To order a station with a trigger action latching Emergency stop Ø 30 mm operator (ZA2 BS834), replace the number 3 in the reference selected by the number 4.
Examples: XAC A2713 becomes XAC A2714 and XAC A27131 becomes XAC A27141.

DF66523



XAC A271
XAC A281

DF66524



XAC A2713
XAC A2813

DF66524



XAC A27131
XAC A28131

Pendant control stations

Double insulated, type XAC A

For control circuits

Complete stations "ready for use"

DF66625



XAC A471
XAC A481

530226



XAC A4713
XAC A4813
XAC A47131
XAC A48131

530223






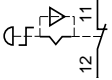

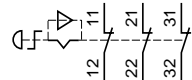




XAC A671
XAC A681

530224



XAC A6713
XAC A6813

For control of single-speed motors (continued)

Functions	Number of operators	Contact block(s) and scheme		Reference	Weight kg	
		Per direction	For Emergency stop			
	4 mechanically interlocked between pairs	1 N/O ZB2 BE101	-		XAC A471	0.625
		1 N/C + 1 N/O ZB2 BE102 + ZB2 BE101	-			
	4 mechanically interlocked between pairs + 1 latching Emergency stop Ø 40 mm operator	1 N/O ZB2 BE101	1 N/C ZB2 BE102		XAC A4713 (1)	0.800
		1 N/C + 1 N/O ZB2 BE102 + ZB2 BE101	1 N/C ZB2 BE102			
	6	1 N/O ZB2 BE101	1 N/C + N/C + N/C XEN T1192		XAC A47131 (1)	0.835
		1 N/C + 1 N/O ZB2 BE102 + ZB2 BE101	1 N/C + N/C + N/C XEN T1192			
	6 mechanically interlocked between pairs	1 N/O ZB2 BE101	-		XAC A671	0.860
		1 N/C + 1 N/O ZB2 BE102 + ZB2 BE101	-			
	6 mechanically interlocked between pairs + 1 latching Emergency stop Ø 40 mm operator	1 N/O ZB2 BE101	1 N/C ZB2 BE102		XAC A6713 (1)	0.845
		1 N/C + 1 N/O ZB2 BE102 + ZB2 BE101	1 N/C ZB2 BE102			

(1) To order a station with a trigger action latching Emergency stop Ø 40 mm operator (ZA2 BS844), replace the number 3 in the reference selected by the number 4.

Examples: XAC A4713 becomes XAC A4714 and XAC A47131 becomes XAC A47141.

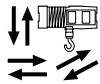
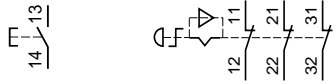
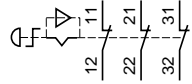
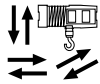

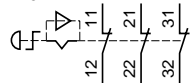
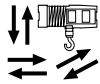
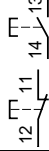
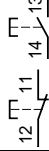
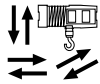


Pendant control stations

Double insulated, type XAC A


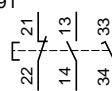
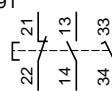

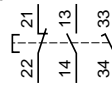
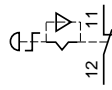

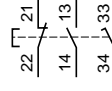
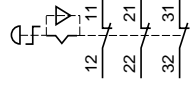
For control circuits

Complete stations "ready for use"

For control of single-speed motors (continued)

Functions	Number of operators	Contact block(s) and scheme		Reference	Weight kg
		Per direction	For Emergency stop		
	6 mechanically interlocked between pairs + 1 latching Emergency stop Ø 40 mm operator ZA2 BS54 (1)	1 N/O ZB2 BE101	1 N/C + N/C + N/C XEN T1192	XAC A67131 (1)	0.880
					
	8 mechanically interlocked between pairs	1 N/C + 1 N/O ZB2 BE102 + ZB2 BE101	1 N/C + N/C + N/C XEN T1192	XAC A68131 (1)	0.970
					
	8 mechanically interlocked between pairs	1 N/O on 7 operators ZB2 BE101 and 1 N/C on the 8 th operator ZB2 BE102	-	XAC A871	0.940
					
	8 mechanically interlocked between pairs	1 N/C + 1 N/O ZB2 BE102 + ZB2 BE101	-	XAC A881	1.045
					

For control of 2-speed motors

Functions	Number of operators	Contact block(s) and scheme		Reference	Weight kg
		Per direction	For Emergency stop		
	2 mechanically interlocked between pairs	1 N/C + N/O + N/O staggered XEN G1191	-	XAC A291	0.525
					
	2 mechanically interlocked between pairs + 1 latching Emergency stop Ø 30 mm operator ZA2 BS44 (1)	1 N/C + N/O + N/O staggered XEN G1191	1 N/C ZB2 BE102	XAC A2913 (1)	0.570
					
	2 mechanically interlocked between pairs + 1 latching Emergency stop Ø 30 mm operator ZA2 BS44 (1)	1 N/C + N/O + N/O staggered XEN G1191	1 N/C + N/C + N/C XEN T1192	XAC A29131 (1)	0.605
					

(1) To order a station with a trigger action latching Emergency stop Ø 30 mm operator (ZA2 BS834) or Ø 40 mm operator (ZA2 BS844), replace the number 3 in the reference selected by the number 4.
 Examples: XAC A67131 becomes XAC A67141 and XAC A2913 becomes XAC A2914.

DF66526



XAC A67131
XAC A68131

DF66527



XAC A871
XAC A881

530229



XAC A291

530230



XAC A2913
XAC A29131


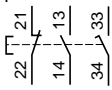



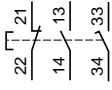





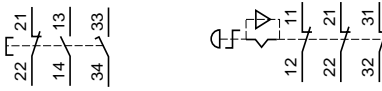


Pendant control stations

Double insulated, type XAC A

For control circuits

Complete stations "ready for use"

For control of 2-speed motors (continued)

Functions	Number of operators	Contact block(s) and scheme	Reference	Weight kg
		Per direction	For Emergency stop	
	4 mechanically interlocked between pairs	1 N/C + N/O + N/O staggered XEN G1191	-	XAC A491 0.625
				
	4 mechanically interlocked between pairs + 1 latching Emergency stop Ø 40 mm operator ZA2 BS54 (1)	1 N/C + N/O + N/O staggered XEN G1191	1 N/C ZB2 BE102	XAC A4913 (1) 0.675
				
	4 mechanically interlocked between pairs	1 N/C + N/O + N/O staggered (a) XEN G1191	-	XAC A492 0.675
				
	4 mechanically interlocked between pairs + 1 latching Emergency stop Ø 40 mm operator ZA2 BS54 (1)	1 N/O (b) ZB2 BE101		
				
	4 mechanically interlocked between pairs + 1 latching Emergency stop Ø 40 mm operator ZA2 BS54 (1)	1 N/C + N/O + N/O staggered (a) XEN G1191	1 N/C ZB2 BE102	XAC A4923 (1) 0.700
				
	4 mechanically interlocked between pairs + 1 latching Emergency stop Ø 40 mm operator ZA2 BS54 (1)	1 N/C + N/O + N/O staggered (a) XEN G1191	1 N/C + N/C + N/C XEN T1192	XAC A49231 (1) 0.735
				
	4 mechanically interlocked between pairs + 1 latching Emergency stop Ø 40 mm operator ZA2 BS54 (1)	1 N/O (b) ZB2 BE101		
				

(1) To order a station with a trigger action latching Emergency stop Ø 40 mm operator (ZA2 BS844), replace the number 3 in the reference selected by the number 4.

Examples: XAC A4913 becomes XAC A4914 and XAC A49131 becomes XAC A49141.

DF56528



XAC A491

53029



XAC A4913
XAC A49131

DF56528



XAC A492

53029



XAC A4923
XAC A49231

Pendant control stations

Double insulated, type XAC A

For control circuits

Empty enclosures

590233



XAC A02

590234



XAC A03

590234



XAC A12

Empty enclosures

Description	Number of cut-outs	Reference	Weight kg
Enclosure comprising: - the enclosure, - internal mounting plate, - protective cable sleeve, - internal cable clamp, - suspension ring, - cable tie (for tightening sleeve onto cable).	2	XAC A02	0.440
	3	XAC A03 (1)	0.440
	4	XAC A04	0.540
	5	XAC A05 (1)	0.625
	6	XAC A06	0.665
	8	XAC A08	0.770
	12	XAC A12	1.000

Variable composition stations, factory assembled

Use the order form on page 30075/17 to define the required configuration.

Equipment: contact blocks, operating heads (control and signalling), complementary accessories

See separate components, pages 30075/8 to 30075/13

(1) Enclosures with 3 cut-outs XAC A03 and 5 cut-outs XAC A05 cannot be fitted with a mounting adaptor for base mounted units.

Pendant control stations

Double insulated, type XAC A

For control circuits

Separate components and spare parts

530238




ZB2 BE101
ZB2 BE102

530237



XEN G1191
XEN G1491

530236



XEN G3781
XEN G3791

530239



XEN T1192

Contact blocks for front mounting

Description	Application	Function	Scheme	Reference	Weight kg
Single block, spring return slow break	Single-speed	N/O		ZB2 BE101	0.015
		N/C		ZB2 BE102	0.015
Double block, latching slow break (2)	2-speed	N/C + N/O + N/O simultaneous (1)		XEN G1491	0.040
		N/C + N/O + N/O staggered (1)		XEN G1191	0.040
Double block, latching slow break (2)	Single-speed	N/O		XEN G3781	0.060
		N/O			
		N/O		XEN G3791	0.060
		N/C			

Isolating switch, slow break, for front mounting

For mounting in enclosures	Application	Function	Scheme	Reference	Weight kg
XAC A03 (frontal cut-out) XAC A05, A06, A08 (frontal or base cut-out)	Emergency stop	N/C + N/C + N/C with positive opening operation		XEN T1192	0.050

(1) Only for use with XAC A9●●● operators.

(2) Not suitable for use with the following operating heads: ZA2 BB, ZA2 BD, ZA2 BG and ZA2 BS.

Pendant control stations

Double insulated, type XAC A

For control circuits

Separate components and spare parts

530240



XAC S10●

Contact blocks for base mounting

Description	Function	Scheme	Reference	Weight kg
Spring return slow break (1)	N/O		XAC S101	0.030
	N/C		XAC S102	0.030
	N/O + N/O		XAC S103	0.045
	N/C + N/C		XAC S104	0.045
	N/C + N/O		XAC S105	0.045

530241



ZB2 BV006

Pilot light bodies for front mounting

Description	Supply voltage	Scheme	Reference	Weight kg
Direct supply Bulb not included (2)	≤ 400 V		ZB2 BV006	0.015
Direct supply, through resistor Incandescent BA 9s base fitting 130 V bulb included	230 V		ZB2 BV007	0.020

530242



ZB2 BV007

(1) Not suitable for use with 3-position operating heads ZA2 BD and ZA2 BG or for mounting in enclosures XAC A039 and XAC A03.

(2) Bulb type for use with direct supply units: BA 9s base fitting incandescent bulb $U \leq 130$ V or neon bulb 110 V $\leq U \leq 400$ V. Maximum power: 2.6 W, maximum \varnothing : 11 mm, maximum length: 28 mm. See page 30075/9.

Pendant control stations

Double insulated, type XAC A

For control circuits

Separate components and spare parts



XAC A94●●



ZA2 BS54



ZA2 BS834



ZA2 BS14



ZA2 BD●



ZA2 BG●



ZA2 BB●

Operating heads for front mounting

Description	Colour	Sold in lots of	Unit reference	Weight kg
Booted operators	White	10	XAC A9411	0.010
	Black	10	XAC A9412	0.010
	Green	10	XAC A9413	0.010
	Red	10	XAC A9414	0.010
	Yellow	10	XAC A9415	0.010
	Blue	10	XAC A9416	0.010
	Brown	10	XAC A9419	0.010

Operating heads for front or base mounting

Description	Colour	Type	Reference	Weight kg
Mushroom head, latching Turn to release (Emergency stop function)	Red	Ø 30 mm	ZA2 BS44	0.040
		Ø 40 mm	ZA2 BS54	0.050
Mushroom head, trigger action, latching Turn to release (Emergency stop function)	Red	Ø 30 mm	ZA2 BS834	0.040
		Ø 40 mm	ZA2 BS844	0.050
Mushroom head, latching Key release (n° 455) Key withdrawal in rest (unactuated) position (Emergency stop function)	Red	Ø 30 mm	ZA2 BS74	0.060
		Ø 40 mm	ZA2 BS14	0.065
Selector switches, standard handle (Not to be used with XEN G●●●● contact blocks)	Black	2 position, stay put	ZA2 BD2	0.018
		3 position, stay put (1)	ZA2 BD3	0.018
Key switches (key n° 455) Key withdrawal in left and right-hand positions	-	2 position, stay put	ZA2 BG4	0.042
		3 position, stay put (1)	ZA2 BG5	0.042
Wobblesticks (2) Operates in all directions for fast stop	Black	-	ZA2 BB2	0.060
	Red	-	ZA2 BB4	0.060

(1) Only suitable for front mounting.
(2) Base mounting recommended.

Other versions

Key release mushroom head pushbuttons with other key numbers.
Selector switches with other mechanical functions.
Key switches with other mechanical functions and with other key numbers.
Please consult your Regional Sales Office.

Pendant control stations

Double insulated, type XAC A

For control circuits

Separate components and spare parts



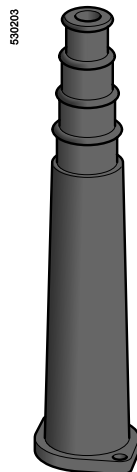
ZA2 BV0●




DL1 C●●●●



DL1 CF●●●●



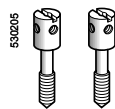
XAC A960



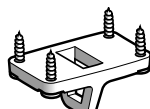
XAC A009



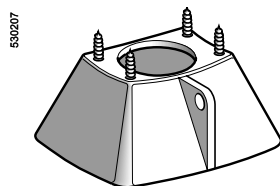
ZB2 SZ3



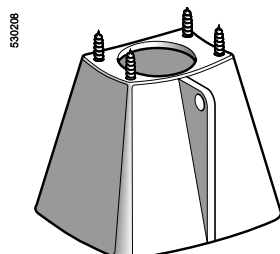
XAC B961



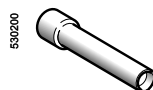
XAC A971



XAC A982



XAC A983



XBF X13

Pilot light heads

Description	Colour	Reference	Weight kg
For use with incandescent bulbs			
Lens cap with fixing bezel	White	ZA2 BV01	0.015
	Green	ZA2 BV03	0.015
	Red	ZA2 BV04	0.015
	Yellow	ZA2 BV05	0.015
	Blue	ZA2 BV06	0.015
	Clear	ZA2 BV07	0.015

For use with neon bulbs

Lens cap with fixing bezel	Green	ZA2 BV033	0.015
	Red	ZA2 BV043	0.015
	Yellow	ZA2 BV053	0.015
	Clear	ZA2 BV073	0.015

Bulbs

Description	Voltage	Sold in lots of	Unit reference	Weight kg
Incandescent BA 9s base fitting Maximum power: 2.6 W Maximum Ø: 11 mm Maximum length: 28 mm	6 V	10	DL1 CB006	0.002
	12 V	10	DL1 CE012	0.002
	24 V	10	DL1 CE024	0.002
	48 V	10	DL1 CE048	0.002
Neon BA 9s base fitting Maximum power: 2.6 W Maximum Ø: 11 mm Maximum length: 28 mm	130 V	10	DL1 CE130	0.002
	110 V	10	DL1 CF110	0.002
	230 V	10	DL1 CF220	0.002
	400 V	10	DL1 CF380	0.002

Complementary accessories, tools

Description	Reference	Weight kg
Protective cable sleeve	For cable Ø 8 to 22 mm	XAC A950
	For cable Ø 8 to 26 mm	XAC A960
Mechanical interlock for 2 operators	With fixing screws	XAC A009
Blanking plug	With seal and fixing nut	ZB2 SZ3
Adaptor for self-supporting cable type BBAP	Mounted with protective sleeve for cable Ø 8 to 26 mm	XAC B961
Lower support ring	–	XAC A971
Protective guards for base mounted units	For selector switch (standard handle) or mushroom head pushbutton	XAC A982
	For key switch or key release latching mushroom head pushbutton	XAC A983
Bulb extractor	For BA 9s base fitting bulbs	XBF X13

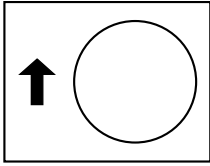
Pendant control stations

Double insulated, type XAC A


For control circuits

Legends 30 x 40 mm with symbols conforming to NF E 52-124

530209



White background, black symbol



Black background, white symbol



Red background, white symbol

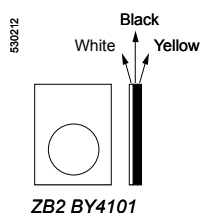
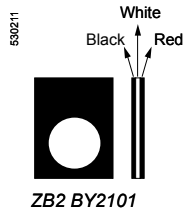
Function Symbol	Reference	Weight kg	Function Symbol	Reference	Weight kg
	ZB2 BY4901	0.001		ZB2 BY2904	0.001
	ZB2 BY4902	0.001		ZB2 BY2905	0.001
	ZB2 BY4903	0.001		ZB2 BY2906	0.001
	ZB2 BY4907	0.001		ZB2 BY2910	0.001
	ZB2 BY4908	0.001		ZB2 BY2911	0.001
	ZB2 BY4909	0.001		ZB2 BY2912	0.001
	ZB2 BY4913	0.001		ZB2 BY2916	0.001
	ZB2 BY4914	0.001		ZB2 BY2917	0.001
	ZB2 BY4915	0.001		ZB2 BY2918	0.001
	ZB2 BY4919	0.001		ZB2 BY2922	0.001
	ZB2 BY4920	0.001		ZB2 BY2923	0.001
	ZB2 BY4921	0.001		ZB2 BY2924	0.001
	ZB2 BY4933	0.001		ZB2 BY4934	0.001
	ZB2 BY4932	0.001		ZB2 BY4935	0.001
	ZB2 BY4930	0.001		ZB2 BY2931	0.001

Pendant control stations

Double insulated, type XAC A

For control circuits

Legends 30 x 40 mm



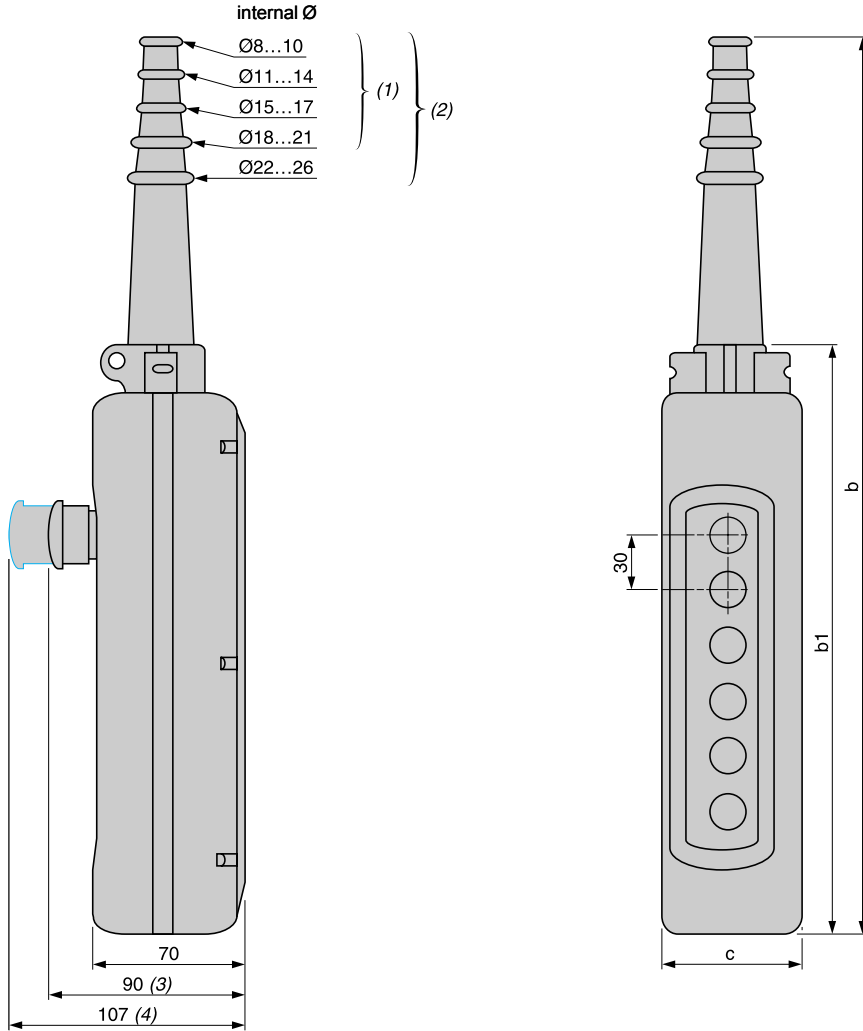
Text	Reference	Weight kg	Text	Reference	Weight kg
<ul style="list-style-type: none"> ■ Start functions: white characters on black background ■ Stop functions: white characters on red background 					
Blank					
Black or red background	ZB2 BY2101	0.001	White or yellow background	ZB2 BY4101	0.001
With French text			With English text		
For pushbuttons			For pushbuttons		
Marche	ZB2 BY2103	0.001	Start	ZB2 BY2303	0.001
Arrêt	ZB2 BY2104	0.001	Stop	ZB2 BY2304	0.001
Avant	ZB2 BY2105	0.001	Forward	ZB2 BY2305	0.001
Arrière	ZB2 BY2106	0.001	Reverse	ZB2 BY2306	0.001
Montée	ZB2 BY2107	0.001	Up	ZB2 BY2307	0.001
Descente	ZB2 BY2108	0.001	Down	ZB2 BY2308	0.001
Droite	ZB2 BY2109	0.001	Right	ZB2 BY2309	0.001
Gauche	ZB2 BY2110	0.001	Left	ZB2 BY2310	0.001
En service	ZB2 BY2111	0.001	On	ZB2 BY2311	0.001
Hors service	ZB2 BY2112	0.001	Off	ZB2 BY2312	0.001
Sous tension	ZB2 BY2126	0.001	Power on	ZB2 BY2326	0.001
Lent	ZB2 BY2127	0.001	Slow	ZB2 BY2327	0.001
Vite	ZB2 BY2128	0.001	Fast	ZB2 BY2328	0.001
Klaxon	ZB2 BY2125	0.001	–	–	–
For selector switches			For selector switches		
Arrêt-Marche	ZB2 BY2166	0.001	–	–	–
Hors-En	ZB2 BY2167	0.001	Off-On	ZB2 BY2367	0.001
With special texts					
<ul style="list-style-type: none"> ■ Specify text when ordering, ■ 2 lines maximum, 11 characters per line. 					
White characters on black background	ZB2 BY2002	0.001	Black characters on white background	ZB2 BY4001	0.001
White characters on red background	ZB2 BY2004	0.001	Black characters on yellow background	ZB2 BY4005	0.001
Other versions	Legends with texts in other languages. Please consult your Regional Sales Office.				

Pendant control stations

Double insulated, type XAC A
For control circuits

Dimensions

XAC A pendant stations for control circuits



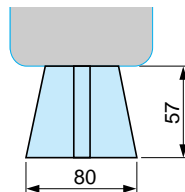
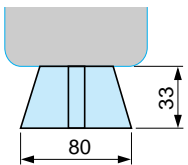
Number of operators	2	3	4	5	6	8	12
b	314	314	440	440	500	560	680
b1	190	190	250	250	310	370	490
c	80	80	80	80	80	80	92

- (1) For 2 and 3-way XAC A stations.
- (2) For 4 and 8-way XAC A stations.
- (3) With mushroom head operator.
- (4) With trigger action mushroom head operator.

Protective guards

XAC A982

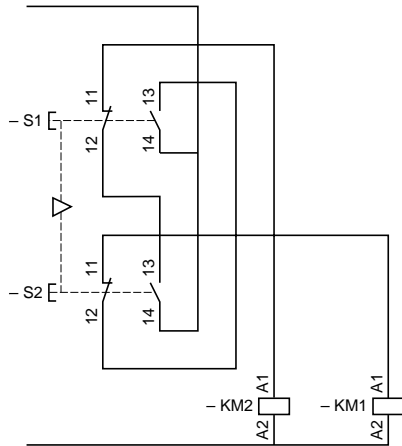
XAC A983



Application schemes (typical examples)

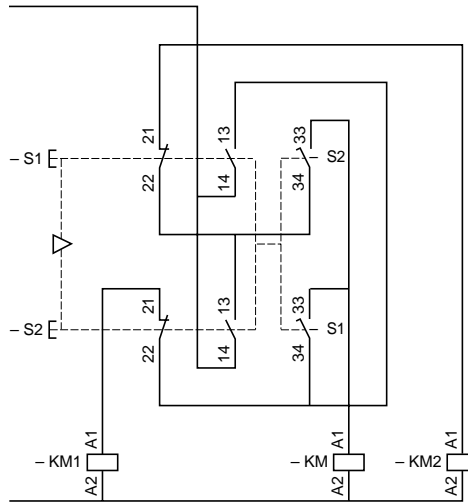
For control of single-speed reversing motor

Contact blocks ZB2 BE101 + ZB2 BE102



For control of 2-speed reversing motor

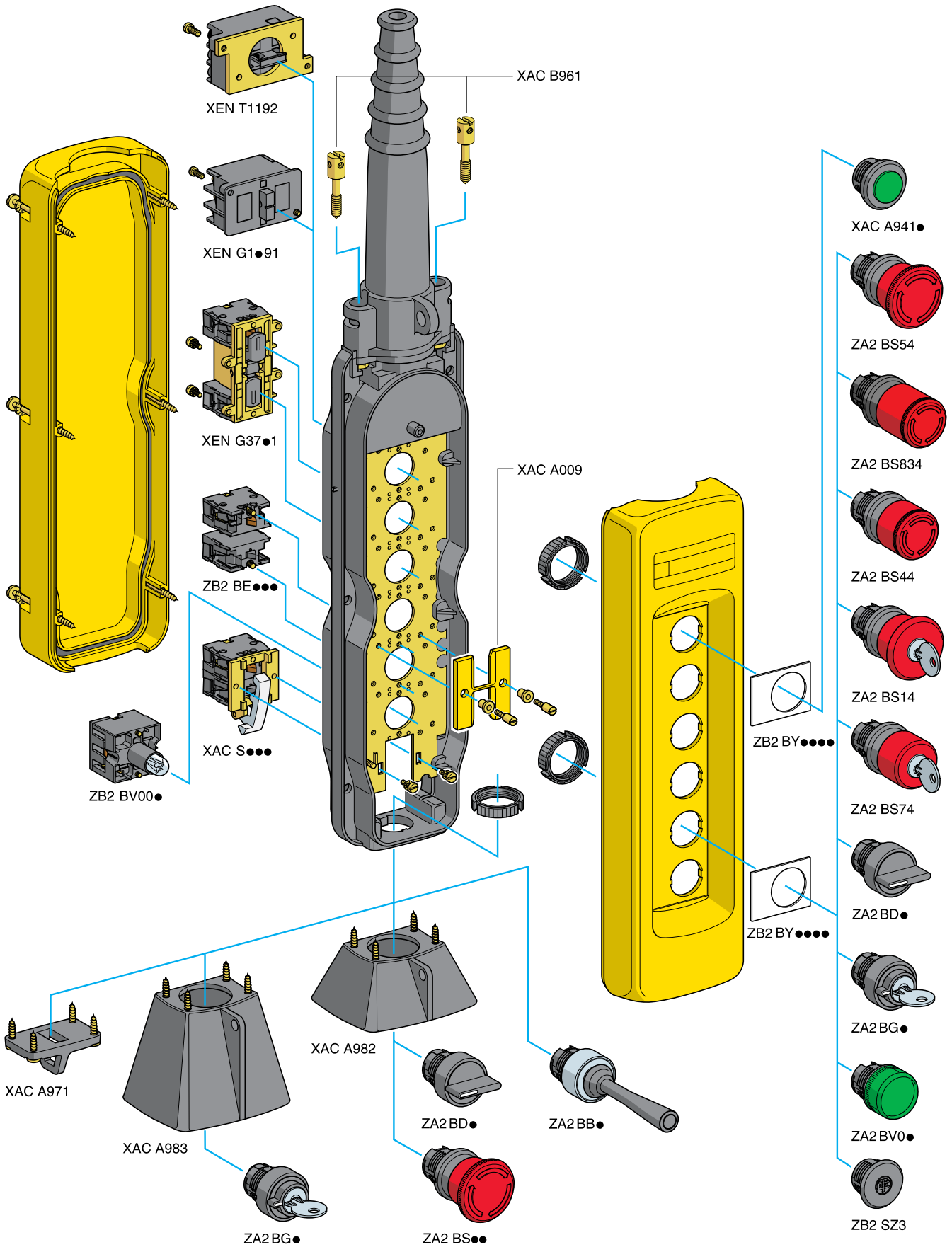
2 contact blocks XEN G1191



KM: high speed contactor

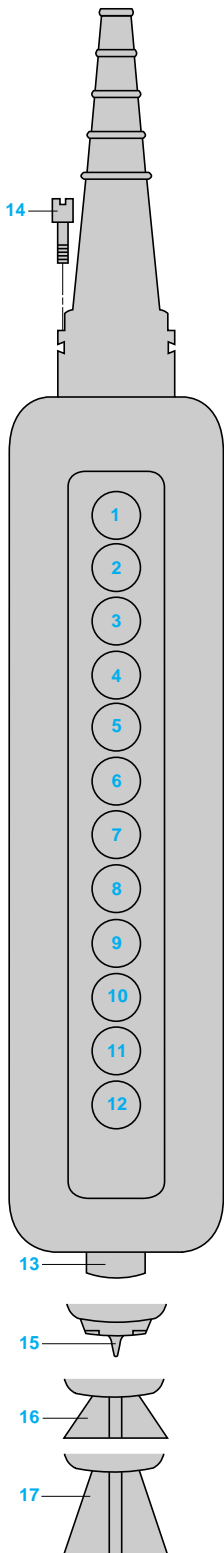
Pendant control stations

Double insulated, type XAC A
For control circuits



Pendant control stations

Double insulated, type XAC A
For control circuits
Variable composition stations, pre-assembled



Customer			Schneider Electric Industries	
Company	Order N°	Delivery date	Sales office - Subsidiary Co.	Order N°

Enter the order with XAC A09 reference

Unit reference of empty enclosure, see page 30075/7	Number of identical stations	Enclosure price (1)
XAC <input type="text" value="A"/> <input type="text" value=""/> <input type="text" value=""/>		

Legends see pages 60075/12 and 30075/13	Contact blocks or pilot light bodies see pages 30075/8 and 30075/9	Operating heads or pilot light heads or blanking plug see pages 30075/10 and 30075/11
---	--	---

Reference	Unit price	Reference	Unit price	Reference	Unit price	Total price
1						
2						
3						
4						
5						
6						
7						
8						
9						
10						
11						
12						

Unit mounted in base of enclosure (if required) (Except when using XAC A03 and XAC A05)

13						
----	--	--	--	--	--	--

Complementary accessories, see page 30075/11 (cross the appropriate box or boxes)

Description	<input checked="" type="checkbox"/>	Reference	Unit price
14 Adaptor for self-supporting cable type BBAP for use with cable entry sleeve Ø 8 to 26 mm		XAC B961	
15 Lower support ring		XAC A971	
16 Protective guard for selector switch (std. handle) or mushroom head pushbutton, mounted in base		XAC A982	
17 Protective guard for key switch or key release mushroom head pushbutton, mounted in base		XAC A983	

Mechanical interlocking (2)

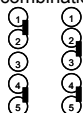
Reference	Quantity	Unit price
XAC A009		
Pre-assembled:	Number of heads or blanking plugs to be fitted	Additional cost XAC 9VA for fitting of 1 head or 1 blanking plug
	<input type="text" value=""/> X	<input type="text" value=""/>

Total price of assembled pendant station

(1) Obtain the empty enclosure price.

(2) Connect with a line the 2 ways which require mechanical interlocking.

Examples: combinations possible



Combinations not possible

