

LADN20

Auxiliary contact block, TeSys Deca, 2NO, front mounting, screw clamp terminals



Main

Range	TeSys TeSys Deca
Product name	TeSys Deca
Product or component type	Auxiliary contact block
Device short name	LADN
Range compatibility	TeSys D CAD TeSys D LC1D TeSys F LC1F TeSys F CR1F TeSys Deca CAD TeSys Deca LC1D
Mounting location	Front
Pole contact composition	2 NO
Contacts operation	Instantaneous
[Ue] rated operational voltage	690 V AC 25...400 Hz
[Ie] rated operational current	6 A at 120 V AC-15 1.04 A at 690 V AC-15 0.55 A at 125 V DC-13 0.1 A at 600 V DC-13
[Ui] rated insulation voltage	690 V conforming to IEC 60947-5-1 600 V conforming to UL 600 V conforming to CSA
[Ith] conventional free air thermal current	10 A (at 60 °C)
Standards	UL 60947-5-1 CSA C22.2 No 60947-5-1 GB/T 14048.5 EN 50012
Product certifications	CB UL CSA CCC EAC UKCA

Complementary

Irms rated making capacity	140 A AC conforming to IEC 60947-5-1 250 A DC conforming to IEC 60947-5-1
Permissible short-time rating	100 A 60 °C 1 s 120 A 60 °C 500 ms 140 A 60 °C 100 ms
Protection type	GG fuse 10 A
Mechanical durability	30 Mcycles
Minimum switching current	5 mA
Minimum switching voltage	17 V
Non-overlap time	1.5 Ms on de-energisation no overlap between NC and NO contact 1.5 ms on energisation no overlap between NC and NO contact
Insulation resistance	> 10 MOhm

The information provided in this documentation contains general descriptions and/or technical characteristics of the performance of the products contained herein. This documentation is not intended as a substitute for and is not to be used for determining suitability or reliability of these products for specific user applications. It is the duty of any such user or integrator to perform the appropriate and complete risk analysis, evaluation and testing of the products with respect to the relevant specific application or use thereof. Neither Schneider Electric Industries SAS nor any of its affiliates or subsidiaries shall be responsible or liable for misuse of the information contained herein.

Connections - terminals	Screw clamp terminals 1 cable(s) 1...4 mm ² flexible with cable end Screw clamp terminals 1 cable(s) 1...4 mm ² flexible without cable end Screw clamp terminals 2 cable(s) 1...2.5 mm ² flexible with cable end Screw clamp terminals 2 cable(s) 1...4 mm ² flexible without cable end Screw clamp terminals 1 cable(s) 1...4 mm ² rigid without cable end Screw clamp terminals 2 cable(s) 1...4 mm ² rigid without cable end
Tightening torque	1.7 N.M - with screwdriver flat Ø 6 mm 1.7 N.M - with screwdriver Philips No 2 1.7 N.m - with screwdriver pozidriv No 2
Height	48 mm
Width	26 mm
Depth	42 mm
Colour	Dark grey






Environment

Environmental characteristic	Normal environment
IP degree of protection	IP20 conforming to IEC 60529
Protective treatment	TH conforming to IEC 60068
Ambient air temperature for storage	-60...80 °C
Ambient air temperature for operation	-5...60 °C
Operating altitude	3000 m

Packing Units

Unit Type of Package 1	PCE
Number of Units in Package 1	1
Package 1 Height	2.800 cm
Package 1 Width	4.200 cm
Package 1 Length	5.200 cm
Package 1 Weight	34.000 g
Unit Type of Package 2	BB1
Number of Units in Package 2	10
Package 2 Height	2.800 cm
Package 2 Width	8.600 cm
Package 2 Length	25.600 cm
Package 2 Weight	342.000 g
Unit Type of Package 3	S03
Number of Units in Package 3	320
Package 3 Height	30.000 cm
Package 3 Width	30.000 cm
Package 3 Length	40.000 cm
Package 3 Weight	11.452 kg

Offer Sustainability

Sustainable offer status	Green Premium product
REACH Regulation	 REACH Declaration
REACH free of SVHC	Yes
EU RoHS Directive	Compliant  EU RoHS Declaration
Toxic heavy metal free	Yes
Mercury free	Yes
China RoHS Regulation	 China RoHS Declaration
RoHS exemption information	 Yes
Environmental Disclosure	 Product Environmental Profile
WEEE	The product must be disposed on European Union markets following specific waste collection and never end up in rubbish bins