

VCF5GEN

Enclosed switch disconnecter, TeSys
Control, for ON/emergency stop, 100A, IP65, long
handle



Main

Range	TeSys
Product name	TeSys VARIO
Device short name	VCF
Product or component type	Enclosed emergency stop switch disconnecter
Performance level	High performance
Poles description	3P
Control type	Rotary handle
Type of operator	Long handle
Handle colour	Red
Handle front plate colour	Yellow
Rotary handle padlocking	1 to 3 padlocks 4...8 mm

Complementary

Marking	0 - 1
[Ue] rated operational voltage	690 V AC
[Uimp] rated impulse withstand voltage	8 kV
[Ithe] conventional enclosed thermal current	100 A
[Ie] rated operational current	68.5 A (AC-23A) at 400 V
Rated operational power in W	37 kW at 400 V (AC-23) 30 kW at 400 V (AC-3)
Intermittent duty class	30
Making capacity (I rms)	1250 A at 400 V AC-21A 1250 A at 400 V AC-22A 1250 A at 400 V AC-23A
[Icm] rated short-circuit making capacity	2.8 kA at 400 V at Ipeak
[Icw] rated short-time withstand Rms current	1500 A at 400 V duration: 1 s
Rated conditional short-circuit current	10 kA at 400 V - associated fuse 125 A aM 10 kA at 400 V - associated fuse 125 A gG
Breaking capacity	1000 A at 400 V (AC-21A) 1000 A at 400 V (AC-22A) 1000 A at 400 V (AC-23A)
Mechanical durability	30000 cycles
Electrical durability	30000 Cycles AC-21 30000 cycles DC-1...5
Environmental characteristic	Standard environment
Suitability for isolation	Yes
Connections - terminals	Screw clamp terminals 70 mm ² - flexible - with cable end Screw clamp terminals 95 mm ² - solid
Tightening torque	22.6 N.m - on screw clamp terminals
Fire resistance	960 °C conforming to IEC 60595-2-1
Handle front plate dimension	90 x 90 mm
Height	291 mm
Width	241 mm
Depth	191 mm
Net weight	2.19 kg

The information provided in this documentation contains general descriptions and/or technical characteristics of the performance of the products contained herein. This documentation is not intended as a substitute for and is not to be used for determining suitability or reliability of these products for specific user applications. It is the duty of any user or integrator to perform the appropriate and complete risk analysis, evaluation and testing of the products with respect to the relevant specific application or use thereof. Neither Schneider Electric Industries SAS nor any of its affiliates or subsidiaries shall be responsible or liable for misuse of the information contained herein.




Environment

Standards	IEC 60947-4-1 IEC 60204
Protective treatment	TC
IP degree of protection	IP65 conforming to IEC 60529
Mechanical robustness	Vibrations 10...150 Hz (1 gn) conforming to IEC 60068-2-6 Shocks 11 ms (30 Gn) conforming to IEC 60068-2-27
Ambient air temperature for operation	-20...50 °C

Packing Units

Unit Type of Package 1	PCE
Number of Units in Package 1	1
Package 1 Height	30.000 cm
Package 1 Width	25.000 cm
Package 1 Length	20.000 cm
Package 1 Weight	2.897 kg
Unit Type of Package 2	S04
Number of Units in Package 2	2
Package 2 Height	30.000 cm
Package 2 Width	40.000 cm
Package 2 Length	60.000 cm
Package 2 Weight	6.522 kg
Unit Type of Package 3	P06
Number of Units in Package 3	8
Package 3 Height	75.000 cm
Package 3 Width	60.000 cm
Package 3 Length	80.000 cm
Package 3 Weight	38.372 kg

Offer Sustainability

Sustainable offer status	Green Premium product
REACH Regulation	 REACH Declaration
EU RoHS Directive	Compliant with Exemptions
Toxic heavy metal free	Yes
Mercury free	Yes
China RoHS Regulation	 China RoHS Declaration
RoHS exemption information	 Yes
Environmental Disclosure	 Product Environmental Profile
Circularity Profile	No need of specific recycling operations
WEEE	The product must be disposed on European Union markets following specific waste collection and never end up in rubbish bins

Contractual warranty

Warranty	18 months
----------	-----------