

Datasheet

RS Pro 6 Way Double Screw Earth Block, Screw Down 0 to 16 mm², 69.00mm length

RS Stock No: **283-0768**



Product Details

RS Pro 6-way double screw earth block has a brass housing and screw down terminal for easy installation. It supports wire size up to 16 mm². It measures 69 x 18.50 x 12.20 mm.

Features and Benefits

- Brass housing
- 16 mm² wire
- Measures 69 x 18.50 x 12.20 mm

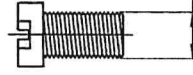
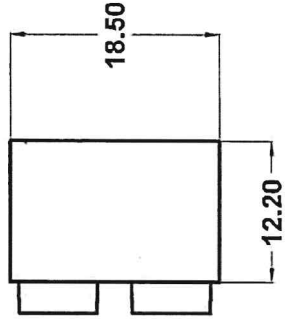
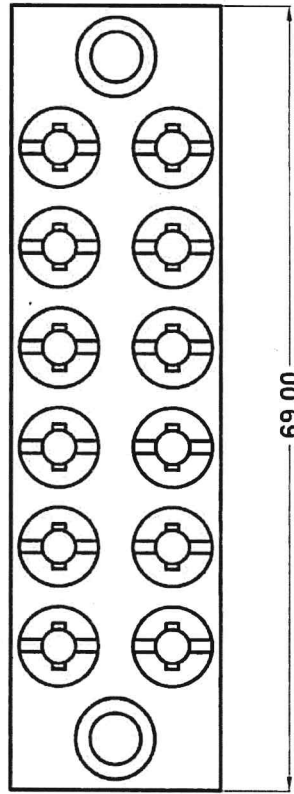
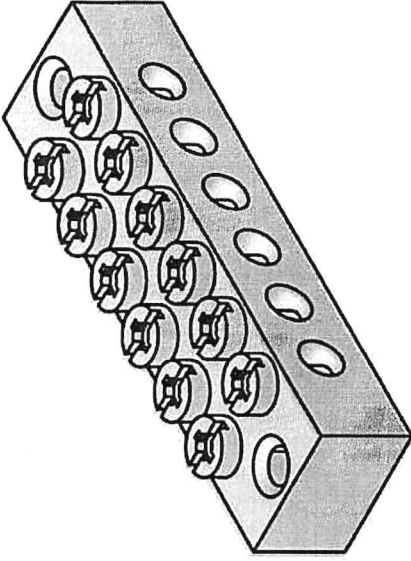


ENGLISH

Specifications:

Cable CSA	0 to 16 mm ²
Colour	Grey
Earth Block Type	Double Screw
Height	12.20 mm
Housing Material	Brass
Length	69.00 mm
Number of Ways	6
Termination Method	Screw Down
Width	18.50mm
Wire Size	0 to 16 mm ²

Drawing (mm):



M5 SCREW

ITEM DESCRIPTION:-

BRASS EARTH BAR 6 WAY 2830768

REV	DATE	COMMENTS

UNLESS SPECIFIED GENERAL TOLERANCE (REF. ISO 2768 - M)		SIZE: A4
FROM	0.00 6.00 30.00 120.00 315.00 1000.00 2000.00	2000.00
UP TO	6.00 30.00 120.00 315.00 1000.00 2000.00	4000.00
TOLERANCE	± 0.10 ± 0.20 ± 0.30 ± 0.50 ± 0.80 ± 1.20	± 2.00

DRAWING NO.: 6 WAY EARTH BLOCK (T.P)		REVISION: 00	
MATERIAL: BRASS	DRN	NAME	DATE
FINISH: TIN PLATED	CHD	V.K.K	19/09/2010
WEIGHT:	APPR	K.P.V	19/09/2010
		K.P.V	19/09/2010

NAME	DATE	SIGN
V.K.K	19/09/2010	<i>[Signature]</i>
K.P.V	19/09/2010	<i>[Signature]</i>
K.P.V	19/09/2010	<i>[Signature]</i>

NOTE :- ALL DIMENSIONS ARE IN MM

