

## FEATURES

- Manual drain
- 40 micron filtration
- Integral square gauge
- With bracket

# RS PRO Filter / Regulator

RS Stock No.: 2351099



Manual Drain

Integral Square Gauge

With bracket

### Product Description

Part No.	Body Size	Port Size	Flow Rate
2351099	2000	G1/4"	1300 l/min

### Features

- Manual drain
- 40 micron filtration
- Integral square gauge
- With bracket

### General Specifications

<b>Maximum working pressure</b>	10 bar
<b>Working temperature</b>	-5°C to +60°C (no freezing)
<b>Filter precision</b>	40 micron
<b>Working medium</b>	Clean air (after 40 micron filtration)
<b>Maximum inlet pressure</b>	15 bar
<b>Adjustable pressure range</b>	1.5 to 9 bar

### Materials

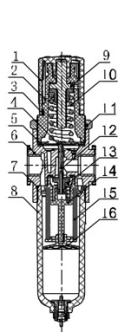
<b>Body</b>	Aluminium
<b>Bowl</b>	Polycarbonate

### Similar Products

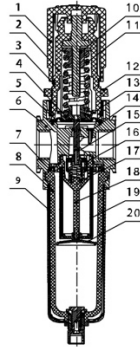
Part No.	Body Size	Port Size	Flow Rate
2351098	2000	G1/4"	1300 l/min
2351100	2000	G1/4"	1300 l/min
2351101	3000	G1/2"	2750 l/min
2351102	4000	G1/2"	2750 l/min
2351103	4000	G1/2"	2750 l/min
2351104	4000	G1/2"	2750 l/min
2351105	4000	G1/2"	2750 l/min

Technical Drawings

Internal Structure

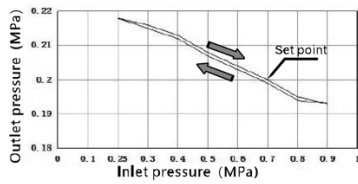


No.	Part Name	Material
1	Pressure regulating handle	Plastics
2	Pressure regulating valve cover	Plastics
3	Marking ring	Plastics
4	Diaphragm	SUS304+NBR
5	Gaskets	6061
6	Valve body	Aluminum alloy
7	Seal	NBR
8	Water bowl	Plastics
9	Protection guard	Plastics
10	Pressure regulating screw/Screw set	Free-cutting steel
11	Spring	SWC
12	Octagonal caps	Aluminum alloy
13	Spring	SUS304
14	Water separator propeller	Plastics
15	Valve core	Plastics
16	Water baffle	Plastics

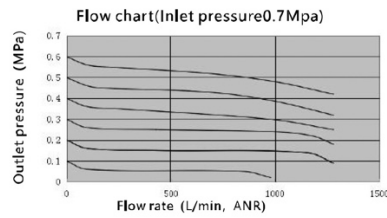


No.	Part Name	Material
1	Pressure regulating handle	Plastics
2	Pressure regulating valve cover	Plastics
3	Marking ring	Plastics
4	Pressure regulating spring seat	Plastics
5	Cover plate	Plastics
6	Valve body	Aluminum alloy
7	Seal	NBR
8	Water bowl	Plastics
9	Protection guard	Plastics
10	Pressure regulating screw/Screw set	Free-cutting steel
11	Spring	SWC
12	Octagonal caps	POM with glass fiber/Zinc alloy
13	Diaphragm	NBR
14	Interline	Plastics
15	Valve stem	Brass
16	Valve core	6061+NBR
17	Spring	SUS304
18	Water separator propeller	Plastics
19	Filter element	Plastics
20	Water baffle	Plastics

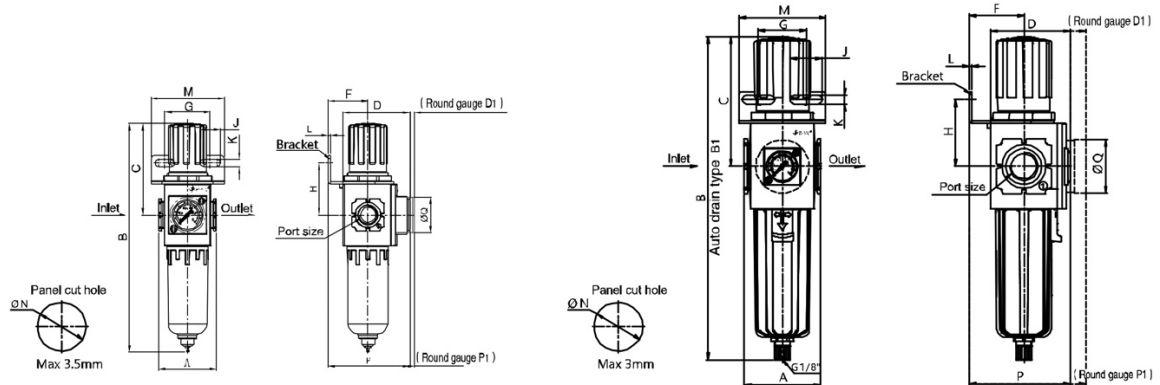
Pressure Feature



Flow Chart



Main Dimensions



Port Size	A	B	B1	C	D	D1	F	G	H	J	K	L	M	N	P	P1	Q
1/4"	43	171.2	-	68.6	50.6	54	30	34	39	15.5	5.5	2	55	31.5	61.6	65	26.5