



ENGLISH

Datasheet

Stock No: 401686

RS PRO Toggle Switch, PCB Mount



Feature:

ON-NONE-ON

6.10 high

4.65 high

Right angle, PC thru-hole

Gold

EPOXY (std)

RoHS & Lead Free

Code symbol:

2AS1

T2

A1

M6

R

E

S

2A Series

Sealed Sub-Miniature Toggle Switches


IP 67
ACCORDING TO
EN 60529:1991+A1:2001
IEC 60529:2001

C  US
E 187490

 RoHS
compliant

 Pb-free

2A
Toggle Switches



SPECIFICATIONS

CONTACT RATING: Dependent upon contact material, see page 34.

MECHANICAL LIFE: 30,000 make-and-break cycles.

CONTACT RESISTANCE: 20 mΩ max. (initial value) @ 2-4VDC
100mA for both silver and gold plated contacts.

INSULATION RESISTANCE: 1,000 MΩ min./1000VDC

DIELECTRIC STRENGTH: 1,000 Vrms min.@sea level.(initial value)

OPERATING TEMPERATURE: -40°C to 85°C.

MATERIALS

CASE & BUSHING: Glass filled nylon 6/6, flame retardant,
heat stabilized (UL94v-0).

ACTUATOR: Brass with chrome plated, internal o-ring sealed.

SWITCH SUPPORT: Brass, tin plated.

CONTACT / TERMINALS: Copper with silver or gold plated.
(See page 34)

MODEL NO.	ACTUATOR	BUSHING	TERMINAL TYPE	TERMINAL PLATING	SEAL	RoHS SOLDERING
<u>SP</u>		<u>SP</u>			<u>E</u> EPOXY (std)	<u>S</u> RoHS & Lead Free
2AS1 ON-NONE-ON	T1 10.16 high	A1 4.65 high		Q Gold flash over silver		
2AS2 ON-NONE-(ON)	T2 6.10 high	A3 5.00 high		R Gold		
2AS3 ON-OFF-ON	T3 8.13 high			C Gold over silver		
2AS4 (ON)-OFF-(ON)	T4 13.97 high	<u>DP</u>				
2AS5 ON-OFF-(ON)	Plastic,Black	A2 4.50 high				
2AS6 OFF-NONE-ON	TA 10.16 high		M2 PC thru-hole			
	TB 6.10 high		M51 Wire wrap			
<u>DP</u>			M6 Right angle, PC thru-hole *			
2AD1 ON-NONE-ON			M6N Right angle, snap-in, PC thru-hole *			
2AD2 ON-NONE-(ON)			M7 Vertical right angle, PC thru-hole *			
2AD3 ON-OFF-ON			M7N Vertical right angle, snap-in, PC thru-hole *			
			<u>V-bracket</u>			
			VS2 9.30 high			
			V2N 9.30 high Snap-in.			

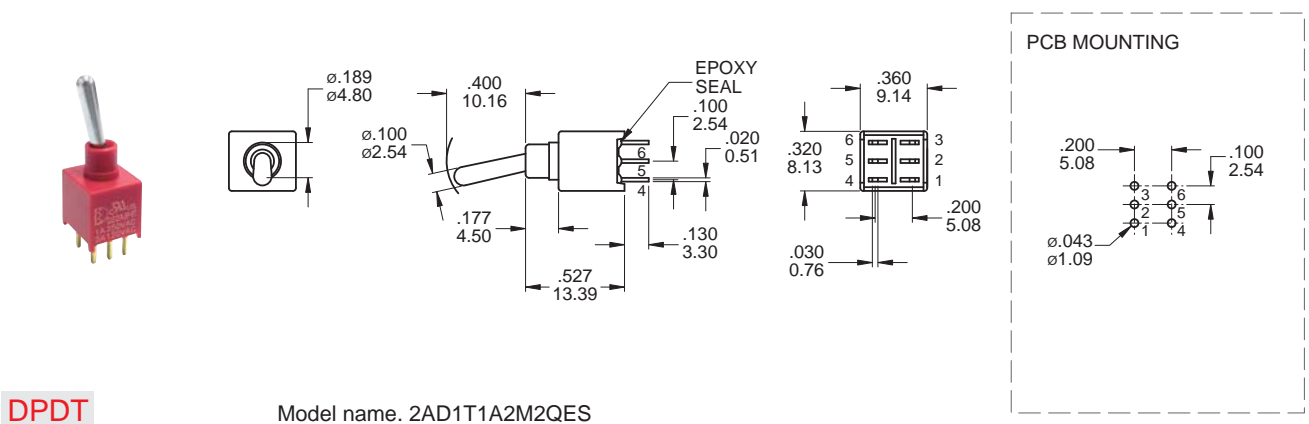
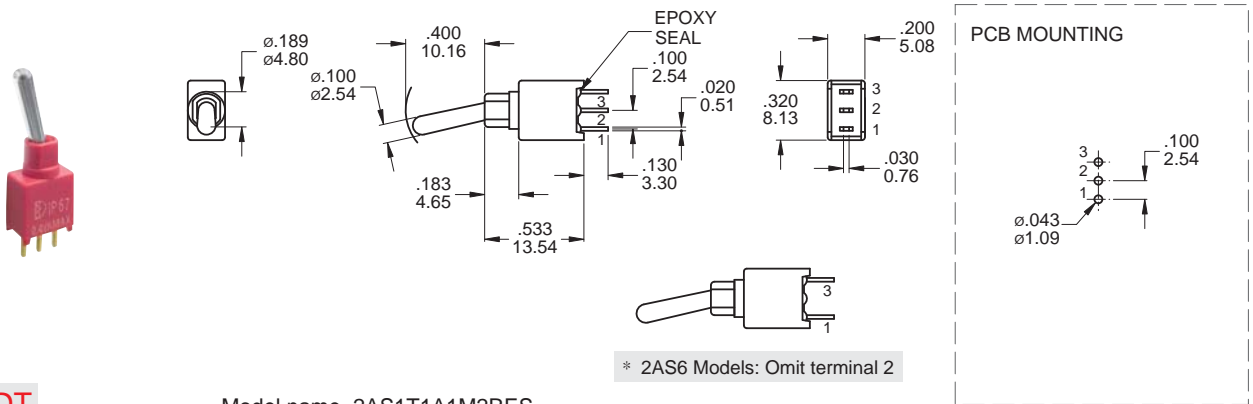
* The terminal type of M6, M6N, M7, M7N are not suitable for 2AS6.

▼ SWITCH FUNCTION

NO. POLES	UL/CSA MODEL NO.	MODEL NO.	SWITCH FUNCTION			CONNECTED TERMINALS / SCHEMATIC		
			POS.1	POS.2	POS.3	POS.1	POS.2	POS.3
SP	Q22A11	2AS1	ON	NONE	ON	2-3	N/A	2-1
	Q22A12	2AS2	ON	NONE	(ON)			
	Q22A13	2AS3	ON	OFF	ON		OPEN	
	Q22A14	2AS4	(ON)	OFF	(ON)			
	Q22A15	2AS5	ON	OFF	(ON)	OPEN	N/A	3-1
	Q22A16	2AS6*	OFF	NONE	ON			
DP	Q22A21	2AD1	ON	NONE	ON	2-3,5-6	N/A	2-1,5-4
	Q22A22	2AD2	ON	NONE	(ON)			
	Q22A23	2AD3	ON	OFF	ON		OPEN	

() = MOMENTARY

▼ POLE OPTIONS



2A Series

Sealed Sub-Miniature Toggle Switches

IP 67
ACCORDING TO
EN 60529:1997+A1:2001
IEC 60529:2001

UL US
E 187490

RoHS
compliant

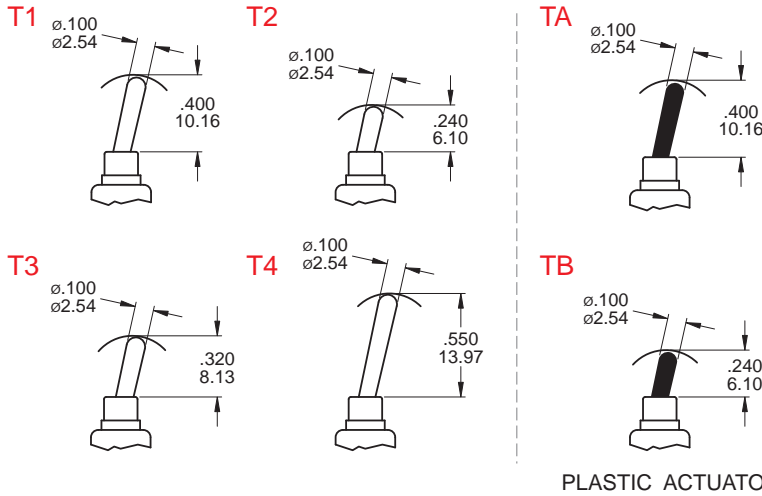
lead-free

2A
Toggle Switches

ACTUATOR OPTIONS

Actuator are shown with Bushing A1 (standard)


Note: For A3 Bushing: - .020inch(0.50mm)



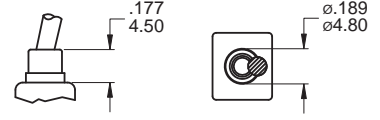
PLASTIC ACTUATOR

BUSHING OPTIONS

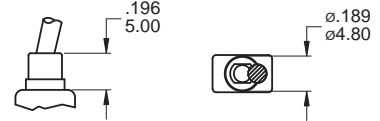
A1 For SPDT



A2 For DPDT

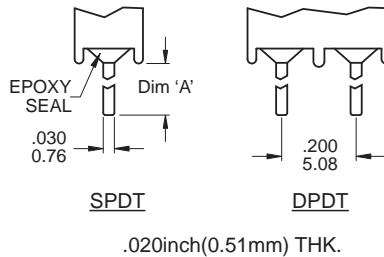


A3 For SPDT



TERMINAL OPTIONS

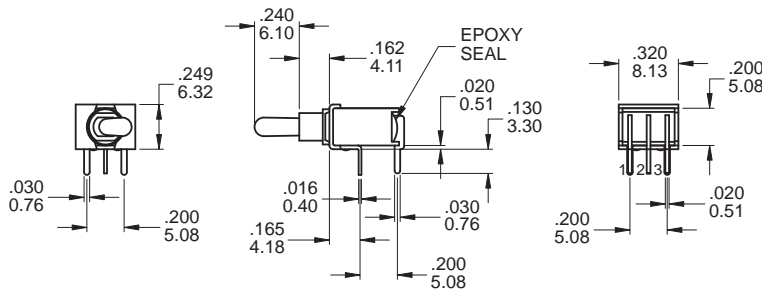
TERMINAL	DIM. 'A'
M2 PC Thru-hole	.130 (3.30)
M51 Wire Wrap	.600 (15.24)



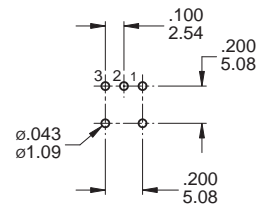
OTHER TERMINAL OPTIONS

- M6** Right angle P.C. Mount
- M6N** Right angle P.C. Mount
Snap-in bracket
- M7** Vertical right angle P.C. Mount
- M7N** Vertical right angle P.C. Mount
Snap-in bracket
- VS2** Vertical bracket P.C. Mount

M6
(M6N - Snap-in)



PCB MOUNTING

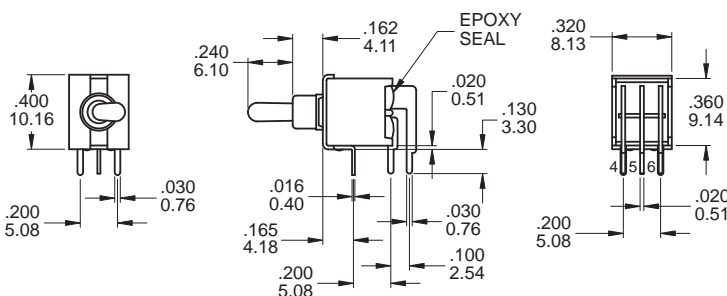



Note: Not available for 2AS6.

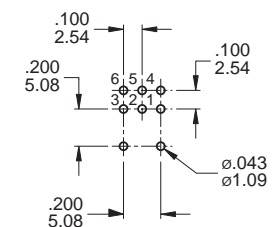
SPDT

Model name. 2AS1T2A1M6QES

M6
(M6N - Snap-in)



PCB MOUNTING

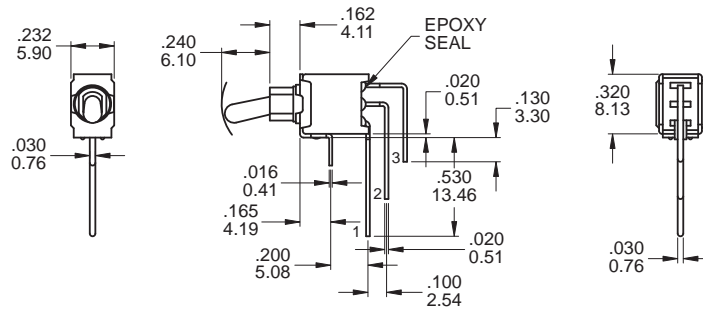


Note: Not available for 2AS6.

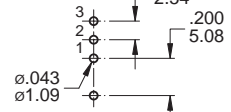
DPDT

Model name. 2AD1T2A2M6RES

M7
(M7N - Snap-in)



PCB MOUNTING

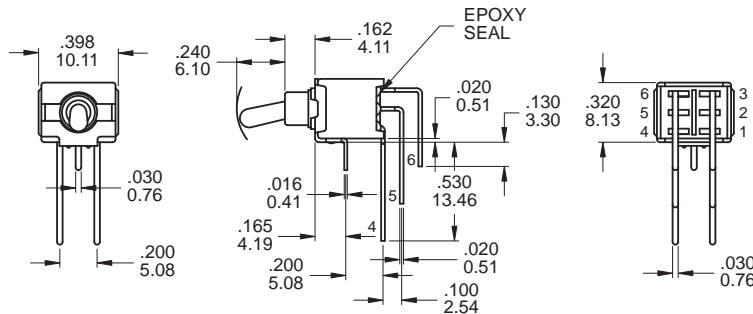



Note: Not available for 2AS6.

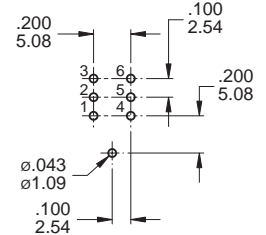
SPDT

Model name. 2AS1T2A1M7RES

M7
(M7N - Snap-in)



PCB MOUNTING

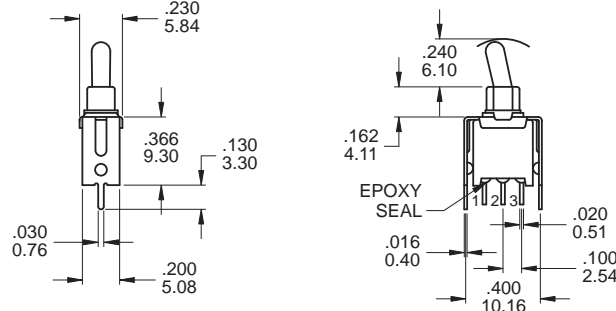


Note: Not available for 2AS6.

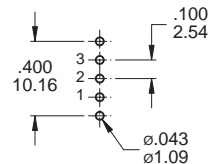
DPDT

Model name. 2AD1T2A2M7QES

VS2
(V2N - Snap-in)



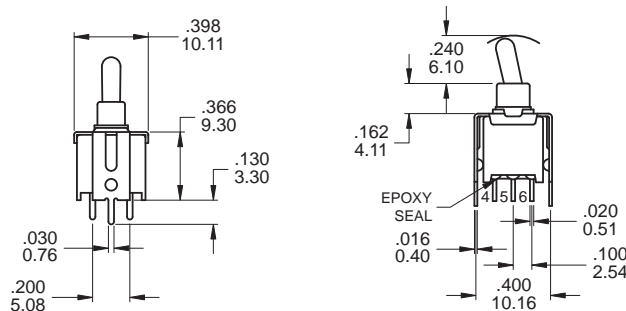
PCB MOUNTING



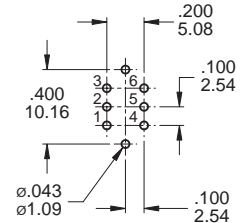
SPDT

Model name. 2AS1T2A1VS2RES

VS2
(V2N - Snap-in)



PCB MOUNTING



DPDT

Model name. 2AD1T2A2VS2QES

2A Series

Sealed Sub-Miniature Toggle Switches

IP 67
ACCORDING TO
EN 60529:1991+A1:2001
IEC 60529:2001

C  US
E 187490

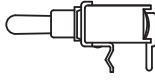

RoHS
compliant


Pb
lead-free

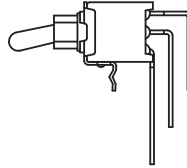
2A
Toggle Switches

▼ SNAP-IN TERMINAL OPTIONS

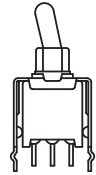
M6N



M7N



V2N



Note: The terminal type of M6N, M7N are not suitable for 2AS6.

▼ CONTACT & TERMINAL PLATING OPTIONS

	CONTACT PLATING	TERMINAL PLATING	RATINGS
Q	Silver	Gold flash over silver	3 Amps with resistant load @ 120VAC or 28VDC 1 Amps with resistant load @ 250VAC
C	Gold over Silver	Gold over silver	
R	Gold	Gold	0.4 Volt - Amps (VA) max. @ 20V max. (AC or DC)

▼ SOLDERING PROCESS

MANUAL SOLDERING: Use 30 watts soldering iron and controlled the temperature at 350°.

Duration of solder immersion: Max. 5 sec.

WAVE SOLDERING: Recommend soldering temperature: 260 ± 5°C

Duration of solder immersion: Max. 5 sec. (PCB thickness is 1.6mm)