




# Datasheet

## Sealed Miniature Toggle




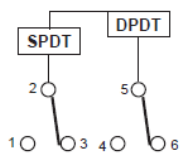
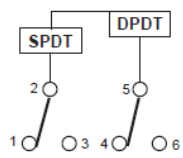
RS Stock number 448-1009

### Number of Poles/Dimensions

		A	B	C
<b>1</b>	SPDT  2 Comm. 1 3	5,08 mm	8,13 mm	8,64 mm
<b>2</b>	DPDT  2 Comm. 5 Comm. 1 3 4 6	9,14 mm	8,13 mm	8,64 mm

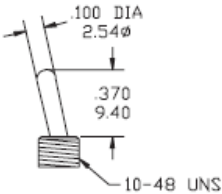


### Electrical Functions

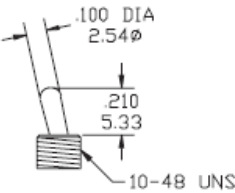
			
<b>1</b>	on	none	on
<b>2</b>	on	none	(on)
<b>3</b>	on	off	on
<b>4</b>	(on)	off	(on)
<b>5</b>	on	off	(on)
	open		
			

**Actuators**

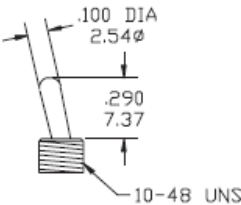
**N - ROUND TOGGLE**



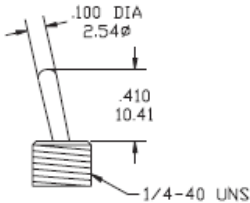
**N2 - ROUND TOGGLE**



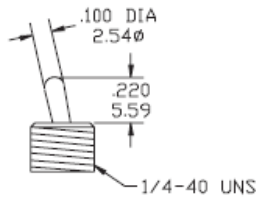
**N3 - ROUND TOGGLE**



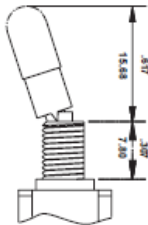
**N4 - ROUND TOGGLE**



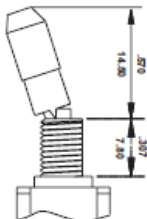
**N5 - ROUND TOGGLE**



**LK - LOCKING LEVER**

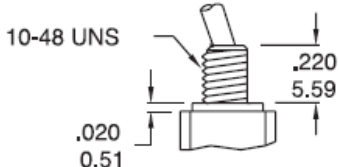


**LK1 - LOCKING LEVER**

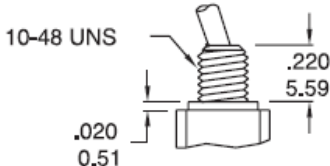
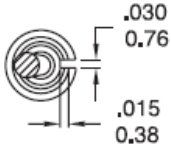


**Bushing**

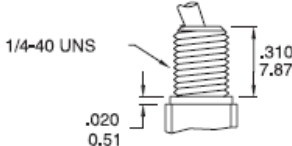
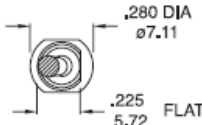
**F1 - THREADED**  
**F2 - UNTHREADED**



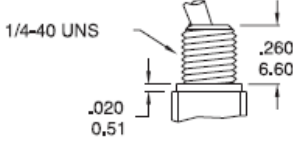
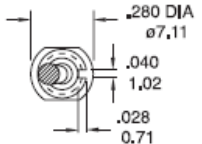
**F3 - THREADED**  
**F4 - UNTHREADED**



**B1 - THREADED**  
**B2 - UNTHREADED**



**B3 - THREADED**  
**B4 - UNTHREADED**



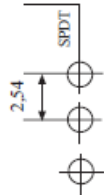
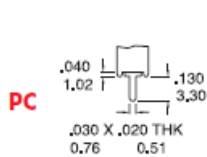
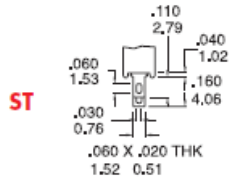
**Sealing**



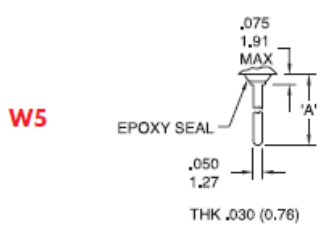
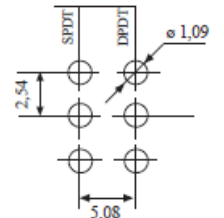
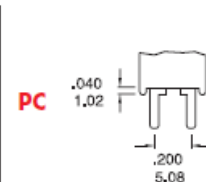
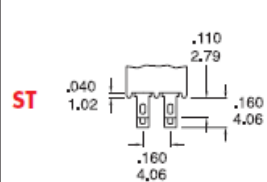
**E**

# Terminations

For single pole

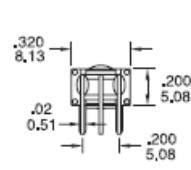
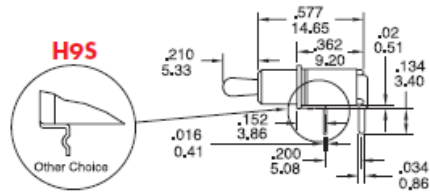
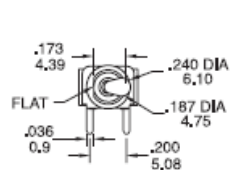


For double pole



**Dim. A**  
W5 .600 (15.24)

**H9 SPDT**

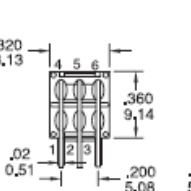
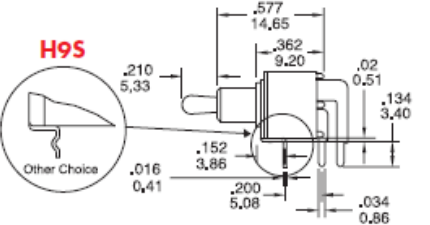
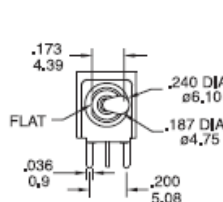


**P.C. LAYOUT**

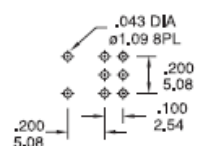


Part N° shown: 2A11-N2F2H9AE

**H9 DPDT**

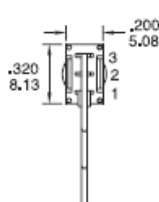
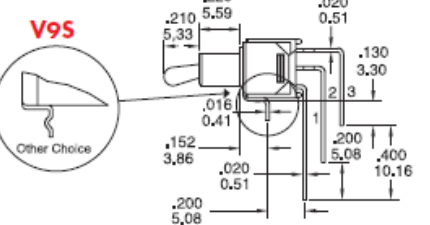
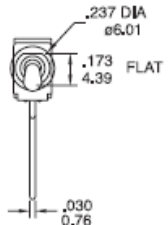


**P.C. LAYOUT**

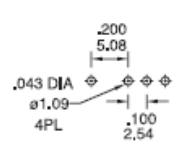


Part N° shown: 2A21-N2F2H9AE

**V9 SPDT**

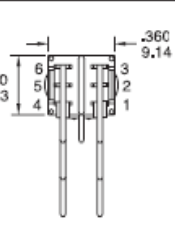
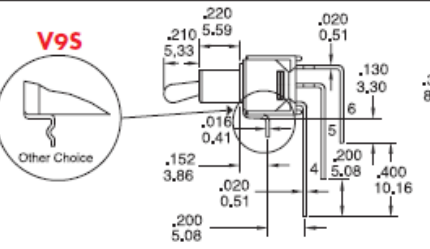
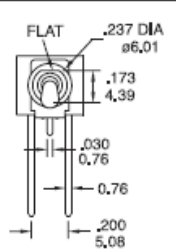


**P.C. LAYOUT**

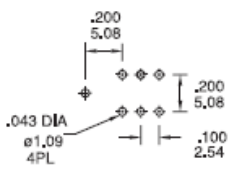


Part N° shown: 2A11-N2F2V9AE

**V9 DPDT**



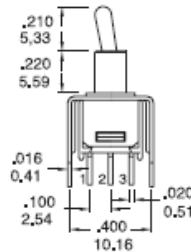
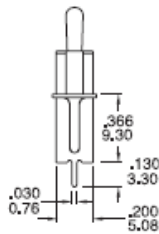
**P.C. LAYOUT**



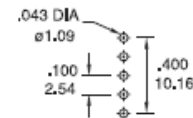
Part N° shown: 2A21-N2F2V9AE

## Terminations

**U2**  
**SPDT**

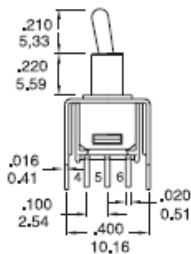
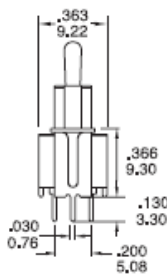


**P.C. LAYOUT**



**Part N° shown: 2A11-N2F2U2AE**

**U2**  
**DPDT**



**P.C. LAYOUT**



**Part N° shown: 2A21-N2F2U2AE**

## Contact Materials – Contact Ratings

- S** **Moving Contacts:** coin silver, silver plated  
**Terminals:** brass, silver plated  
**Rating:** 3 Amps @ 120 VAC or 28 VDC  
1.5 Amps @ 250 VAC
- A** **Moving Contacts:** brass with gold plate over nickel plate  
**Terminals:** brass with gold plate over nickel plate  
**Rating:** 0.4 Volts/Amps max @ 20 VAC or DC max
- G** **Moving Contacts:** coin silver gold plated  
**Terminals:** brass silver plated and gold plated  
**Note:** **G** option used for either "high" (2 Amps @ 250 VAC) or "low" (0.4 Volts/Amps max) contact rating (one exclude the other)
- K** **Moving Contacts:** copper alloy with gold plating over nickel plating  
**Terminals:** copper alloy with gold plating over nickel plating  
**Rating:** 0.4 Volts/Amps max @ 20 Volts max (AC or DC)