


# Product Environmental Profile

**Zelio Time**  
**REXL... Miniature plug-in timing relays**





## General information

### Representative product

REXL Miniature plug-in timing relays -REXL4TMP7

### Description of the product

The product is a control relay with a time delay built in which enables simple automation cycles to be set up using wired logic and also be used to complement the functions of industrial programmable logic controllers (PLCs).

### Description of the range

This range consists of REXL2 and REXL4 series designed for socket mount for mounting on DIN rails. Input voltage range from 24 to 230 for Vac and 12 to 24 for Vdc. Output with timing range from 1s to 100 hrs.

The environmental impacts of this referenced product are representative of the impacts of the other products of the range which are developed with a similar technology.

### Functional unit

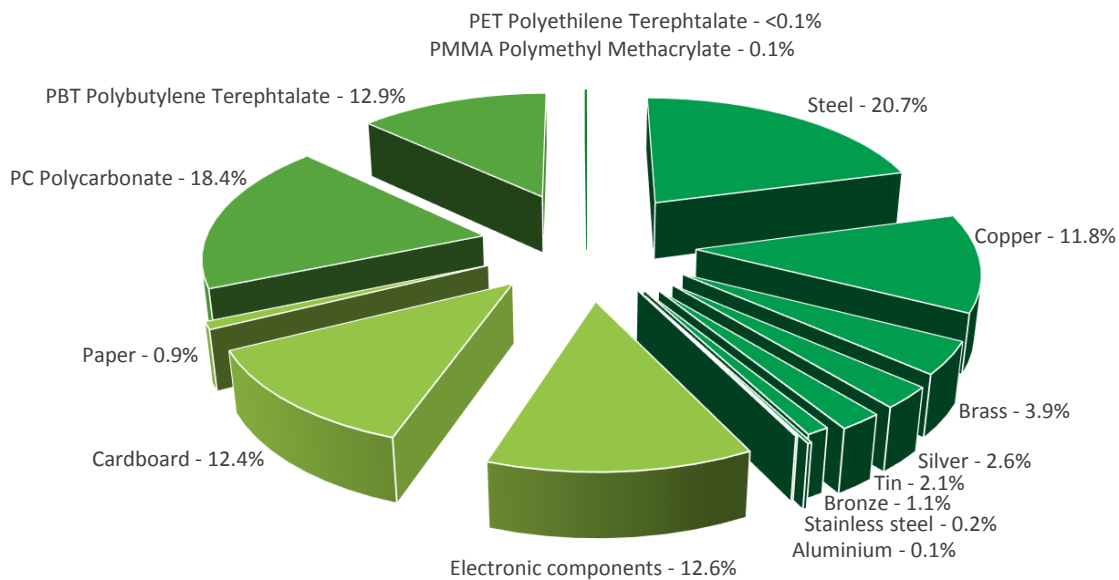
To time events in industrial automation systems by closing or opening contacts before, during, or after a set timing period. during 20 years with a 30% use rate, in compliance with French standards



## Constituent materials

### Reference product mass

52.21 g including the product, its packaging and additional elements and accessories



## Substance assessment

Products of this range are designed in conformity with the requirements of the RoHS directive (European Directive 2011/65/EU of 8 June 2011) and do not contain, or only contain in the authorised proportions, lead, mercury, cadmium, hexavalent chromium or flame retardants (polybrominated biphenyls - PBB, polybrominated diphenyl ethers - PBDE) as mentioned in the Directive

As the products of the range are designed in accordance with the RoHS Directive (European Directive 2002/95/EC of 27 January 2003), they can be incorporated without any restriction in an assembly or an installation subject to this Directive.

Details of ROHS and REACH substances information are available on the Schneider-Electric Green Premium website

<http://www2.schneider-electric.com/sites/corporate/en/products-services/green-premium/green-premium.page>



## Additional environmental information

The REXL Miniature plug-in timing relays presents the following relevant environmental aspects

<b>Manufacturing</b>	Manufactured at a Schneider Electric production site ISO14001 certified
<b>Distribution</b>	Weight and volume of the packaging optimized, based on the European Union's packaging directive Packaging weight is 6.9 g, consisting of cardboard (93%), paper (7%)  Product distribution optimised by setting up local distribution centres
<b>Installation</b>	Ref REXL4TMP7 does not require any installation operations
<b>Use</b>	The product does not require special maintenance operations.
<b>End of life</b>	End of life optimized to decrease the amount of waste and allow recovery of the product components and materials  No special end-of-life treatment required. According to countries' practices this product can enter the usual end-of-life treatment process.  Recyclability potential: <b>28%</b> Based on "ECO'DEEE recyclability and recoverability calculation method" (version V1, 20 Sep. 2008 presented to the French Agency for Environment and Energy Management: ADEME).



## Environmental impacts

<b>Reference life time</b>	20 years								
<b>Product category</b>	Passive products - non-continuous operation								
<b>Installation elements</b>	No special components needed								
<b>Use scenario</b>	Product dissipation is 1.2 W full load, loading rate is 30% and service uptime percentage is 30%  The product is in active mode 30% of the time with a power use of 1.2W and 70% of the time in OFF mode, for 20 years								
<b>Geographical representativeness</b>	World								
<b>Technological representativeness</b>	The product is a control relay with a time delay built in which enables simple automation cycles to be set up using wired logic and also be used to complement the functions of industrial programmable logic controllers (PLCs).								
<b>Energy model used</b>	<table border="1"> <thead> <tr> <th>Manufacturing</th> <th>Installation</th> <th>Use</th> <th>End of life</th> </tr> </thead> <tbody> <tr> <td>Energy model used: Indonesia</td> <td>Electricity grid mix; AC; consumption mix, at consumer; &lt; 1kV; EU-27</td> <td>Electricity grid mix; AC; consumption mix, at consumer; &lt; 1kV; EU-27</td> <td>Electricity grid mix; AC; consumption mix, at consumer; &lt; 1kV; EU-27</td> </tr> </tbody> </table>	Manufacturing	Installation	Use	End of life	Energy model used: Indonesia	Electricity grid mix; AC; consumption mix, at consumer; < 1kV; EU-27	Electricity grid mix; AC; consumption mix, at consumer; < 1kV; EU-27	Electricity grid mix; AC; consumption mix, at consumer; < 1kV; EU-27
Manufacturing	Installation	Use	End of life						
Energy model used: Indonesia	Electricity grid mix; AC; consumption mix, at consumer; < 1kV; EU-27	Electricity grid mix; AC; consumption mix, at consumer; < 1kV; EU-27	Electricity grid mix; AC; consumption mix, at consumer; < 1kV; EU-27						

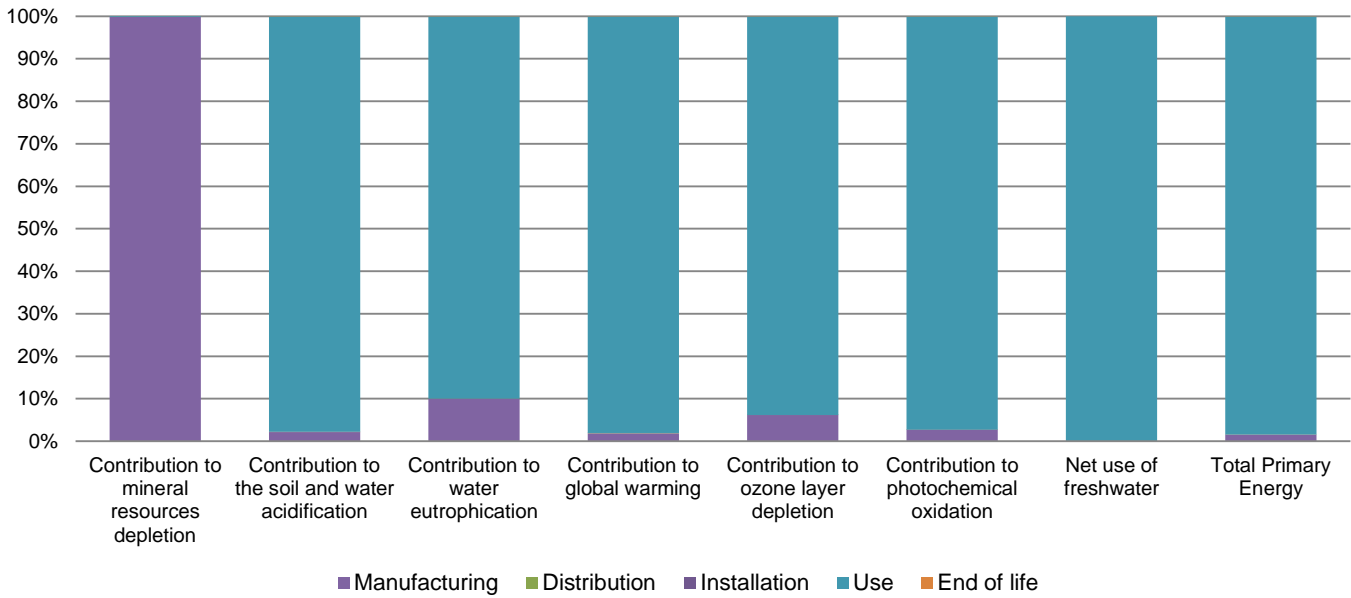
### Compulsory indicators

### REXL Miniature plug-in timing relays - REXL4TMP7

Impact indicators	Unit	Total	Manufacturing	Distribution	Installation	Use	End of Life
Contribution to mineral resources depletion	kg Sb eq	1.50E-03	1.50E-03	0*	0*	2.69E-06	0*
Contribution to the soil and water acidification	kg SO <sub>2</sub> eq	1.32E-01	2.85E-03	3.08E-05	0*	1.29E-01	1.37E-05
Contribution to water eutrophication	kg PO <sub>4</sub> <sup>3-</sup> eq	8.65E-03	8.61E-04	7.08E-06	0*	7.78E-03	3.71E-06
Contribution to global warming	kg CO <sub>2</sub> eq	3.15E+01	5.93E-01	6.74E-03	0*	3.09E+01	6.63E-03
Contribution to ozone layer depletion	kg CFC11 eq	2.15E-06	1.33E-07	0*	0*	2.01E-06	3.30E-10
Contribution to photochemical oxidation	kg C <sub>2</sub> H <sub>4</sub> eq	7.29E-03	1.98E-04	2.19E-06	0*	7.08E-03	1.43E-06

Resources use	Unit	Total	Manufacturing	Distribution	Installation	Use	End of Life
Net use of freshwater	m <sup>3</sup>	1.12E+02	0*	0*	0*	1.12E+02	0*
Total Primary Energy	MJ	6.27E+02	9.64E+00	9.52E-02	0*	6.17E+02	6.67E-02



Optional indicators		REXL Miniature plug-in timing relays - REXL4TMP7					
Impact indicators	Unit	Total	Manufacturing	Distribution	Installation	Use	End of Life
Contribution to fossil resources depletion	MJ	3.58E+02	6.97E+00	9.46E-02	0*	3.51E+02	6.09E-02
Contribution to air pollution	m <sup>3</sup>	1.44E+03	1.13E+02	2.87E-01	0*	1.33E+03	4.82E-01
Contribution to water pollution	m <sup>3</sup>	1.34E+03	6.77E+01	1.11E+00	0*	1.28E+03	5.67E-01
Resources use	Unit	Total	Manufacturing	Distribution	Installation	Use	End of Life
Use of secondary material	kg	3.14E-03	3.14E-03	0*	0*	0*	0*
Total use of renewable primary energy resources	MJ	7.90E+01	5.63E-01	0*	0*	7.85E+01	0*
Total use of non-renewable primary energy resources	MJ	5.48E+02	9.08E+00	9.51E-02	0*	5.39E+02	6.67E-02
Use of renewable primary energy excluding renewable primary energy used as raw material	MJ	7.89E+01	4.30E-01	0*	0*	7.85E+01	0*
Use of renewable primary energy resources used as raw material	MJ	1.33E-01	1.33E-01	0*	0*	0*	0*
Use of non renewable primary energy excluding non renewable primary energy used as raw material	MJ	5.47E+02	8.52E+00	9.51E-02	0*	5.39E+02	6.67E-02
Use of non renewable primary energy resources used as raw material	MJ	5.55E-01	5.55E-01	0*	0*	0*	0*
Use of non renewable secondary fuels	MJ	0.00E+00	0*	0*	0*	0*	0*
Use of renewable secondary fuels	MJ	0.00E+00	0*	0*	0*	0*	0*
Waste categories	Unit	Total	Manufacturing	Distribution	Installation	Use	End of Life
Hazardous waste disposed	kg	5.30E+00	5.19E+00	0*	1.39E-02	1.61E-02	7.82E-02
Non hazardous waste disposed	kg	1.16E+02	2.77E-01	0*	0*	1.15E+02	0*
Radioactive waste disposed	kg	7.78E-02	8.36E-04	0*	0*	7.69E-02	0*
Other environmental information	Unit	Total	Manufacturing	Distribution	Installation	Use	End of Life
Materials for recycling	kg	1.43E-02	1.81E-03	0*	0*	0*	1.25E-02
Components for reuse	kg	0.00E+00	0*	0*	0*	0*	0*
Materials for energy recovery	kg	8.87E-04	1.13E-04	0*	0*	0*	7.74E-04
Exported Energy	MJ	0.00E+00	0*	0*	0*	0*	0*

\* represents less than 0.01% of the total life cycle of the reference flow

Life cycle assessment performed with EIME version EIME v5.6, database version 2017-03.

The use phase is the life cycle phase which has the greatest impact on the majority of environmental indicators (based on compulsory indicators).

According to this environmental analysis, proportionality rules may be used to evaluate the impacts of other products of this range.

Depending on the impact analysis, the environmental indicators (without Contribution to mineral resources depletion) of other products in this family may be proportional extrapolated by energy consumption values. For Contribution to mineral resources depletion, impact may be proportional extrapolated by mass of the product.

*Please note that the values given above are only valid within the context specified and cannot be used directly to draw up the environmental assessment of an installation.*

Registration N°	ENVPEP1310019_V2	Drafting rules	PCR-ed3-EN-2015 04 02
Date of issue	06/2017	Supplemented by	PSR-0005-ed2-EN-2016 03 29
Validity period	5 years	Information and reference documents	<a href="http://www.pep-ecopassport.org">www.pep-ecopassport.org</a>
<i>Independent verification of the declaration and data, in compliance with ISO 14025 : 2010</i>			
Internal	X	External	
<i>The elements of the present PEP cannot be compared with elements from another program.</i>			
<i>Document in compliance with ISO 14025 : 2010 « Environmental labels and declarations. Type III environmental declarations »</i>			

Schneider Electric Industries SAS

Country Customer Care Center  
<http://www.schneider-electric.com/contact>

35, rue Joseph Monier  
CS 30323  
F- 92506 Rueil Malmaison Cedex

RCS Nanterre 954 503 439  
Capital social 896 313 776 €

[www.schneider-electric.com](http://www.schneider-electric.com)

Published by Schneider Electric

ENVPEP1310019EN\_V2

© 2017 - Schneider Electric – All rights reserved

06/2017