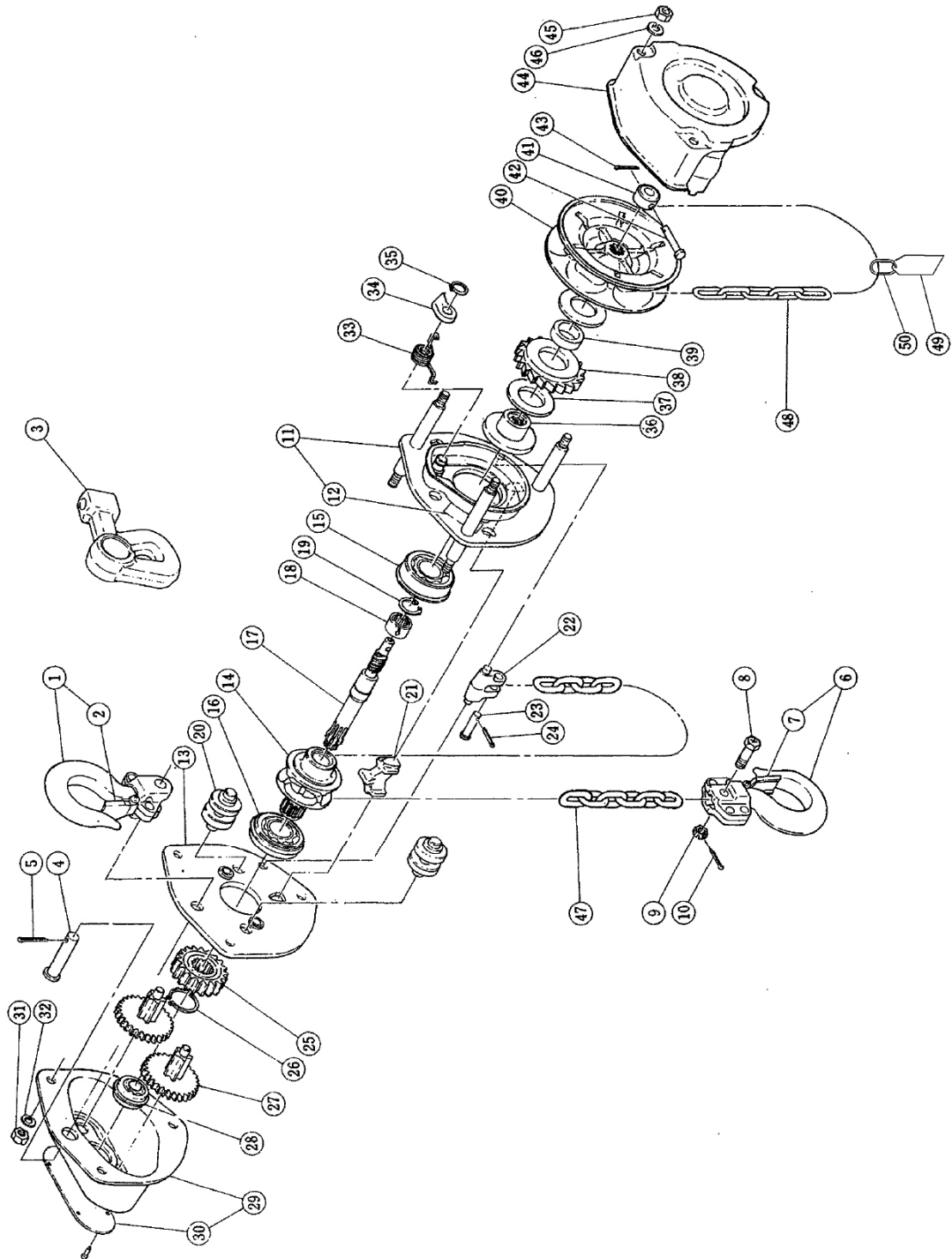
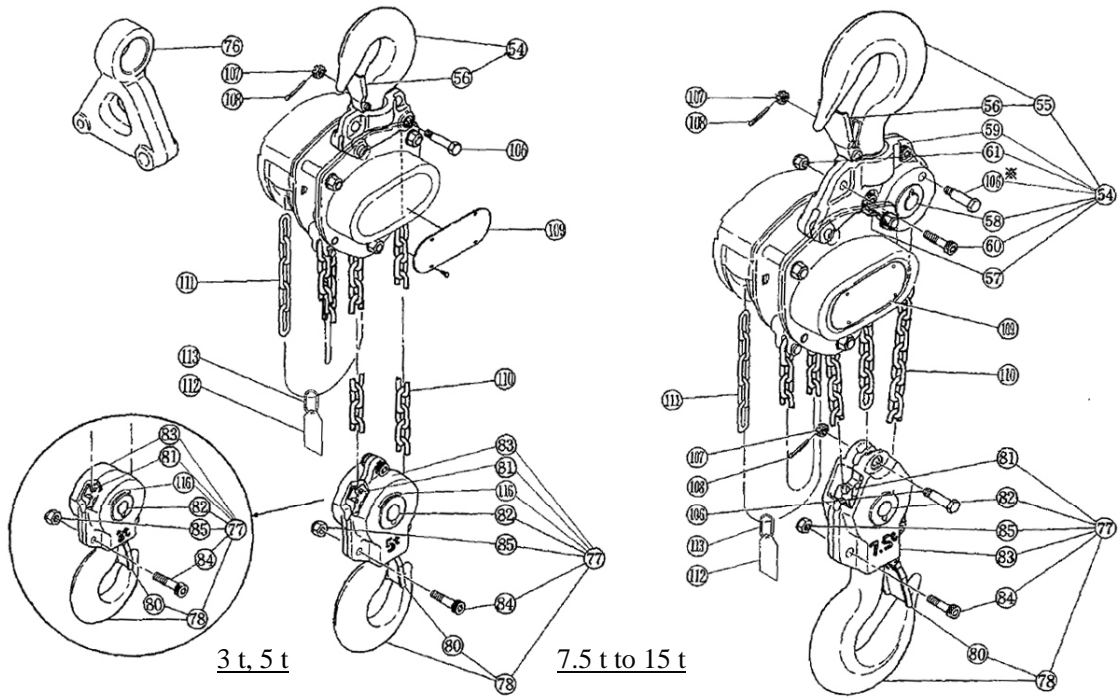


7. PARTS LIST



Additional parts for 3 t and larger types.



* The Chain pin of 10 t model is located on top yoke to connect the Load chain.

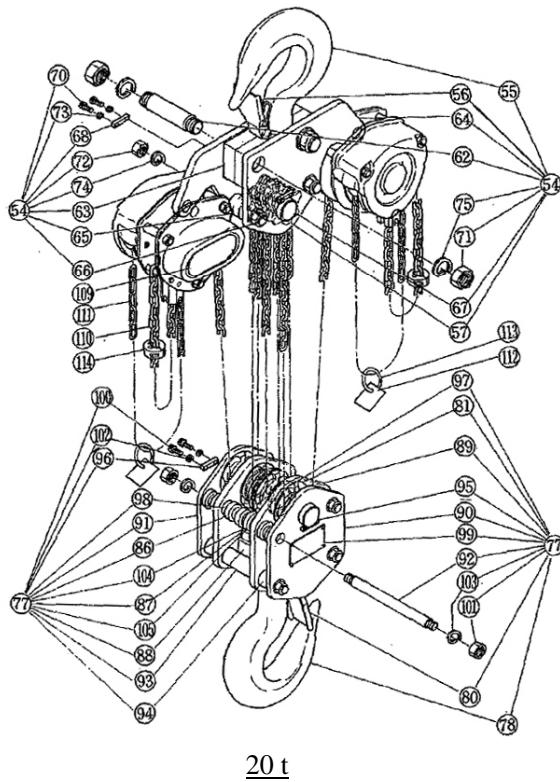


Fig. No.	Part No.	Part name	No. per hoist	Capacity (t)				
				0.5	1	1.5	3	2
1	1001	Top hook set	1	C1FA005-1001	C1FA010-1001	C2FA015-1001	—————	C3BA020-1001
2	1071	Hook latch assembly	1	C3BA005-1071	C1FA005-1071	C1FA010-1071	—————	C1FA015-1071
3	*	Suspender for TSP005	1	T7PC005-9004	—————			
	*	Suspender for TSG010	1	T7GC010-9004		—————		
	*	Suspender	1	—————	T7GC020-9004	—————	T7GC020-9004	
4	163	Top pin	1	C3BA005-9163	C3BA010-9163	C3BA015-9163		C3BA020-9163
5	198	Split pin	1	J1PW01-030018		J1PW01-030025		
6	1021	Bottom hook set	1	C3BA005-1021	C3BA010-1021	C3BA015-1021	—————	C3BA020-1021
7	1071	Hook latch assembly	1	C3BA005-1071	C1FA005-1071	C1FA010-1071	—————	C1FA015-1071
8	41	Chain pin	1	C3BA005-9041	C3BA010-9041	C3BA015-9041	—————	C3BA020-9041
9	49	Slotted nut	1	C3BA005-9049	C3BA010-9049	C3BA010-9049	—————	C3BA020-9049
10	96	Split pin	1	J1PW01-016010	J1PW01-020012	J1PW01-020012	—————	J1PW01-020014
11	5101 (1)	Side plate A assembly	1	C3BA005-4101	C3BA010-4101	C3BA015-4101		C3BA020-4101
12	806	Name plate F	1	C3BA005-9806				
13	5102 (1)	Side plate B assembly	1	C3BA005-5102	C3BA010-5102	C3BA015-5102		C3BA020-5102
14	116	Load sheave	1	C3BA005-9116	C3BA010-9116	C3BA015-9116		C3BA020-9116
15	140	Ball bearing	1	J1GR002-06006				J1GR002-06007
16	145	Ball bearing	1	J1GR002-06005		J1GR002-06006		
17	111 (1)	Pinion	1	C3BA005-9111	C3BA010-9111	C3BA015-9111		C3BA020-9111
18	130	Roller bearing	1	C3BA005-9130				C3BA020-9130
19	118	Snap ring	1	C3BA005-9118				C3BA020-9118
20	161	Guide roller	2	C3BA005-9161	C3BA010-9161	C3BA015-9161		C3BA020-9161
21	162	Stripper	1	C3BA005-9162	C3BA010-9162	C3BA015-9162		C3BA020-9162
22	176	Anchorage	1	C3BA005-9176	C3BA010-9176	C3BA015-9176		C3BA020-9176
23	177	Stopper pin	1	C3BA005-9177	C3BA010-9177	C3BA015-9177		C3BA020-9177
24	196	Splint pin	1	J1PW01-020012	J1PW01-025015			
25	114	Load gear	1	C3BA005-9114	C3BA010-9114	C3BA015-9114		C3BA020-9114
26	117	Snap ring	1	J1SS000-00022		J1SS000-00028		
27	5112 (1)	Gear #2 assembly	(3)	C3BA005-5112	C3BA010-5112	C3BA015-5112		C3BA020-5112
				1	2	2		2
28	135	Ball bearing	1	J1GR002-6200				J1GR002-06201
29	6103	Gear case assembly	1	C3BA005-6103	C3BA010-6103	C3BA015-6103		C3BA020-6103
30	800 (1)	Name plate B with rivets	1	C3BG005-9800	C3BG010-9800	C3BG015-9800	—————	C3BG020-9800
31	181	Nut	3	J1NA001-20080				J1NA001-20100
32	186	Spring washer	3	J1WS011-20080				J1WS011-20100
33	5179	Pawl spring set (A & B) (2)	1	C3BA005-5179				
34	155	Pawl	1	C3BA005-9155				
35	157	Snap ring	1	J1SS000-00010				
36	153 (1)	Friction disc	1	C3BA005-9153				C3BA020-9153
37	151 (1)	Friction plate	2	C3BA005-9151				C3BA020-9151
38	152 (1)	Ratchet disc	1	C3BA005-9152				C3BA020-9152
39	154 (1)	Bushing	1	C3BA005-9154				C3BA020-9154
40	115 (1)	Hand wheel	1	C3BA005-9115		C3BA015-9115		C3BA020-9115
41	159	Wheel stopper	1	C1FA005-9159				C1FA015-9159
42	167	Wheel stopper pin	1	C3BA005-9167				
43	199	Split pin	1	J1PW01-020008				
44	5171	Wheel cover assembly	1	C3BA005-5171		C3BA015-5171		C3BA020-5171
45	182	Nut	3	J1NA001-20080				
46	187	Spring washer	3	J1WS011-20080				
47	841	Load chain	1	K6QB050J00000	K6QB063J00000	K6QB071J00000		K6QB080J00000
48	842	Hand chain	1	K7NA050J00000				
49	931	Warning tag	1	L4BD008-9931				
50	45	Chain stopper link	1	L5BA032-9045				
51	164	End pin	1	—————				
52	197	Split pin	1	—————				
53	176	Cross guide	1	—————				

Notes: * See trolley part lists.

(1) When ordering replacement part, use the symbol M3B in place of M3 for 2.5 t, 5 t and larger types, because there are no interchangeability.

(2) Pawl spring A and B must be used as a set.

(3) Each number in "Capacity (t)" columns is No. per hoist.

Remark: Every part quantity becomes twice of the number in the column "parts per hoist" for 20 t hoist.

Fig. No.	Part No.	Part name	No. per hoist	Capacity (t)						
				2.5	5	7.5	10	15	20	
1	1001	Top hook set	1	C3BA025-1001	-----	-----	-----	-----	-----	-----
2	1071	Hook latch assembly	1	C1FA020-1071	-----	-----	-----	-----	-----	-----
3	*	Suspender for TSP005	1	-----	-----	-----	-----	-----	-----	-----
	*	Suspender for TSG010	1	-----	-----	-----	-----	-----	-----	-----
	*	Suspender	1	T7GC025-9004	-----	-----	-----	-----	-----	-----
4	163	Top pin	1	-----	-----	-----	-----	C3BA025-9163	-----	-----
5	198	Split pin	1	-----	-----	-----	-----	J1PW01-030025	-----	-----
6	1021	Bottom hook set	1	C3BA025-1021	-----	-----	-----	-----	-----	-----
7	1071	Hook latch assembly	1	C1FA020-1071	-----	-----	-----	-----	-----	-----
8	41	Chain pin	1	C3BA025-9041	-----	-----	-----	-----	-----	-----
9	49	Slotted nut	1	C3BA020-9049	-----	-----	-----	-----	-----	-----
10	96	Split pin	1	J1PW01-020014	-----	-----	-----	-----	-----	-----
11	5101 (1)	Side plate A assembly (M3B)	1	-----	-----	-----	-----	C3BA025-4101	-----	-----
12	806	Name plate F	1	-----	-----	-----	-----	C3BA005-9806	-----	-----
13	5102 (1)	Side plate B assembly	1	-----	-----	-----	-----	C3BA025-5102	-----	-----
14	116	Load sheave	1	-----	-----	-----	-----	C3BA025-9116	-----	-----
15	140	Ball bearing	1	-----	-----	-----	-----	J1GR002-06007	-----	-----
16	145	Ball bearing	1	-----	-----	-----	-----	J1GR002-06007	-----	-----
17	111 (1)	Pinion	1	-----	-----	-----	-----	C3BA025-9111	-----	-----
18	130	Roller bearing	1	-----	-----	-----	-----	C3BA020-9130	-----	-----
19	118	Snap ring	1	-----	-----	-----	-----	C3BA020-9118	-----	-----
20	161	Guide roller	2	-----	-----	-----	-----	C3BA025-9161	-----	-----
21	162	Stripper	1	-----	-----	-----	-----	C3BA025-9162	-----	-----
22	176	Anchorage	1	-----	C3BA025-9176	-----	-----	-----	-----	-----
23	177	Stopper pin	1	-----	C3BA025-9177	-----	-----	-----	-----	-----
24	196	Split pin	1	-----	J1PW01-025018	-----	-----	-----	-----	-----
25	114	Load gear	1	-----	-----	-----	-----	C3BA025-9114	-----	-----
26	117	Snap ring	1	-----	-----	-----	-----	J1SS000-00032	-----	-----
27	5112 (1)	Gear #2 assembly (M3B)	(3)	-----	-----	-----	-----	C3BA025-5112	-----	-----
				-----	-----	-----	-----	2	-----	-----
28	135	Ball bearing	1	-----	-----	-----	-----	J1GR002-06201	-----	-----
29	6103	Gear case assembly	1	-----	-----	-----	-----	C3BA025-6103	-----	-----
30	800 (1)	Name plate B with rivets	1	C3BG025-9800	-----	-----	-----	-----	-----	-----
31	181	Nut	3	-----	-----	-----	-----	J1NA001-20120	-----	-----
32	186	Spring washer	3	-----	-----	-----	-----	J1WS011-20120	-----	-----
33	179	Pawl spring (A & B) (2)	1	-----	-----	-----	-----	C3BA005-5179	-----	-----
34	155	Pawl	1	-----	-----	-----	-----	C3BA005-9155	-----	-----
35	157	Snap ring	1	-----	-----	-----	-----	J1SS000-00010	-----	-----
36	153 (1)	Friction disc (M3B)	1	-----	-----	-----	-----	C3BA025-9153	-----	-----
37	151 (1)	Friction plate (M3B)	2	-----	-----	-----	-----	C3BA025-9151	-----	-----
38	152 (1)	Ratchet disc (M3B)	1	-----	-----	-----	-----	C3BA025-9152	-----	-----
39	154 (1)	Bushing (M3B)	1	-----	-----	-----	-----	C3BA025-9154	-----	-----
40	115 (1)	Hand wheel (M3B)	1	-----	-----	-----	-----	C3BA025-9115	-----	-----
41	159	Wheel stopper	1	-----	-----	-----	-----	C1FA015-9159	-----	-----
42	167	Wheel stopper pin	1	-----	-----	-----	-----	C3BA005-9167	-----	-----
43	199	Split pin	1	-----	-----	-----	-----	J1PW01-020008	-----	-----
44	5171	Wheel cover assembly	1	-----	-----	-----	-----	C3BA025-5171	-----	-----
45	182	Nut	3	-----	-----	-----	-----	J1NA001-20080	-----	-----
46	187	Spring washer	3	-----	-----	-----	-----	J1WS011-20080	-----	-----
47	841	Load chain	1	K6QB090J00000	-----	-----	-----	-----	-----	-----
48	842	Hand chain	1	K7NA050J00000	-----	-----	-----	-----	-----	-----
49	931	Warning tag	1	L4BD008-9931	-----	-----	-----	-----	-----	-----
50	45	Chain stopper link	1	L5BA032-9045	-----	-----	-----	-----	-----	-----
51	164	End pin	1	-----	-----	-----	-----	C3BA100-9164	-----	-----
52	197	Split pin	1	-----	-----	-----	-----	J1PW01-025018	-----	-----
53	176	Cross guide	1	-----	-----	-----	-----	C3BA100-9176	-----	-----

Notes: * See trolley part lists.

(1) When ordering replacement part, use the symbol M3B in place of M3 for 2.5 t, 5 t and larger types, because there are no interchangeability.

(2) Pawl spring A and B must be used as a set.

(3) Each number in "Capacity (t)" columns is No. per hoist.

Remark: Every part quantity becomes twice of the number in the column "parts per hoist" for 20 t hoist.

Fig. No.	Part No.	Part name	No. per hoist	Capacity (t)						
				3 (D)	5	7.5	10	15	20	
54	1001	Top hook set	1	C3BA030-1001	C3BA050-1001	C3BA075-1001	C3BA100-1001	C3BA150-1001	C3BA200-1001	
55	1	Top hook	1	-----				C3BA150-9001	C3BA200-9001	
	2001	Top hook assembly	1	-----		C3BA100-2001		-----		
56	1071	Hook latch assembly	1	C1FA020-1071	C1FA030-1071	P1VS200-1071		C2BA150-1071	C3BA200-1071	
57	1051	Idle sheave assembly	(3)	-----		C3BA050-1051		C3BA150-1051		
				1	1	2	3			
58	5053	Shaft assembly	1	-----		C3BA050-5053		-----		
59A	11	Top yoke A	1	-----		C3BA075-9011	C3BA100-9011	-----		
	16	Top yoke A	1	-----				C3BA150-9016	-----	
59B	12	Top yoke B	1	-----		C3BA075-9012	C3BA100-9012	-----		
	17	Top yoke B	1	-----				C3BA150-9017	-----	
60	81	Socket bolt	(3)	-----		J1BE1-1204040		-----		
				3	1	-----				
61	82	Lever nut	(3)	-----		C2BA400-9074		-----		
				3	1	-----				
-	86	Socket bolt	2	-----			J1BE1-1606060	-----		
-	87	U nut	2	-----			C3BA100-9087	-----		
62	10	Top suspension shaft	2	-----				C3BA150-9010	C3BA200-9010	
63	11	Top yoke	2	-----						C3BA200-9011
64	12	Top plate A assembly	(3)	-----				C3BA150-5012	C3BA200-5012	
				1	2	-----				
-	14	Top plate B	1	-----				C3BA150-9014	-----	
65	18	Guide	(3)	-----				C3BA150-9018		
				4	6	-----				
66	19	Stay bolt	2	-----				C3BA150-9019	C3BA200-9019	
-	43	Top plate	1	-----				C3BA150-9043	-----	
67	53	Top shaft	1	-----				C3BA150-9053	C3BA200-9053	
68	56	Key plate	2	-----				C2BA050-9056		
-	66	Collar	2	-----				C3BA150-9066	-----	
70	83	Socket bolt	4	-----				J1BE1-0801414		
71	84	Nut	4	-----				J1NA001-10300		
72	85	Nut	4	-----				J1NA001-10200		
73	87	Spring washer	4	-----				J1WS011-20080		
74	88	Spring washer	4	-----				J1WS011-20200		
75	89	Spring washer	4	-----				J1WS011-20300		

Note: * See trolley part lists.

- (1) When ordering replacement part, use the symbol M3B in place of M3 for 2.5 t, 5 t and larger types, because there are no interchangeability.
(3) Each number in "Capacity (t)" columns is Parts per hoist.

Fig. No.	Part No.	Part name	No. per hoist	Capacity (t)						
				3 (D)	5	7.5	10	15	20	
76	*	Suspender for TSP & TSG	1	T7GC030-9004	T5GC050-9004	-----				
77	1021	Bottom hook set	1	C3BA030-1021	C3BA050-1021	C3BA075-1021	C3BA100-1021	C3BA150-1021	C3BA200-1021	
78	2021	Bottom hook	1	-----				C3BA150-2021	C3BA200-2021	
		Bottom hook assembly	1	C3BA030-2001	C3BA050-2001	C3BA100-2001	C3BA100-2001	-----		
80	1071	Hook latch assembly	1	C1FA020-1071	C1FA030-1071	P1VS200-1071		C2BA150-1071	C3BA200-1071	
81	1051	Idle sheave assembly	(3)	C1FA050-1051	C3BA050-1051		-----	C3BA150-1051		
				1	1	1	-----	3	4	
	1052	Idle sheave assembly	2	-----			C3BA100-1052	-----		
82	5053	Shaft assembly	1	C3BA030-5053	C3BA050-5053	C3BA050-5053	-----			
	5054	Bottom shaft assembly	1	-----			C3BA100-5054	-----		
83	2031	Bottom yoke	2	C3BA030-2031	C3BA050-2031	C3BA075-9031	C3BA100-9031	-----		
84	81	Socket bolt	☆(3)	J1BE1-1003232		J1BE-1204040		-----		
				2	3	2	-----			
	88	Socket bolt	2	-----			J1BE1-1605050	-----		
85	82	Lever nut	(3)	C2BA200-9074		C2BA400-9074		-----		
				2	3	2	-----			
	87	U nut	1	-----			C3BA100-90871	-----		
86	18	Guide	(3)	-----				C3BA150-9018		
								6	8	
87	26	Hook Support	2	-----				C3BA150-9026	C3BA200-9026	
88	30	Bottom yoke	1	-----				C3BA150-9030	C3BA200-9030	
89	34	Bottom plate A	(3)	-----				C3BA150-9034	C3BA200-9034	
								1	2	
90	35	Bottom plate B	1	-----				C3BA150-9035	C3BA200-9035	
91	36	Bottom plate C	1	-----				C3BA200-9036		
92	38	Stay-bolt	4	-----				C3BA150-9038	C3BA200-9038	
93	39	Collar A	2	-----				C3BA200-9039		
94	40	Collar B	4	-----				C3BA200-9040		
95	54	Bottom shaft	1	-----				C3BA150-9054	C3BA200-9054	
96	56	Key plate	2	-----				C2BA050-9056	C2BA050-9056	
97	58	Washer A	2	-----				C3BA200-9058		
98	66	Collar	4	-----				C3BA200-9066		
99	69	Name plate A with rivets	1	-----				C3BA150-9069	C3BA200-9069	
100	83	Socked bolt	4	-----				J1BE1-0801414		
101	85	Nut	8	-----				J1NA001-10200		
102	87	Spring washer	4	-----				J1WS011-20080		
103	88	Spring washer	8	-----				J1WS011-20200		
104	91	Tongued washer	4	-----				C3BA150-9091		
105	92	Bolt	4	-----				J1BA1-1003030		
106	41	Chain pin	1	C3BA030-9041	C3BA050-9041			-----		
107	49	Slotted nut	1	C2BA015-9049	C3BA020-9049			-----		
108	85	Split pin	1	J1PW01-020012	J1PW01-020014			-----		
	97	Split pin	1	-----				J1PW01-020014	-----	
109	800 (1)	Name plate B with rivets	(3)	C3BG030-9800	C3BG050-9800	C3BG075-9800	C3BG100-9800	C3BG150-9800	C3BG200-9800	
				1	1	1	1	1	2	
110	841	Load chain	1	K6QB071J00000	K6QB090J00000					
111	842	Hand chain	(3)	K7NA050J00000					-----	
				1					2	
112	931	Warning tag	(3)	L4BD008-9931					-----	
				1					2	
113	45	Chain stopper link	(3)	L5BA032-9045					-----	
				1					2	
114	45	Stopper assembly	(3)	-----			ER1ES1041			
							1			2
116	805	Name plate C	1	C3BA030-9805		-----				

Note: * See trolley part lists.

(1) When ordering replacement part, use the symbol M3B in place of M3 for 2.5 t, 5 t and larger types, because there are no interchangeability.

(3) Each number in "Capacity (t)" columns is Parts per hoist.