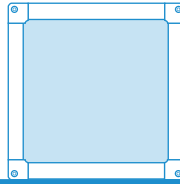


LED PANEL LIGHT



PL 625625 SERIES



Application

Cabins, Passageways, Galleys, Cafeterias

Material

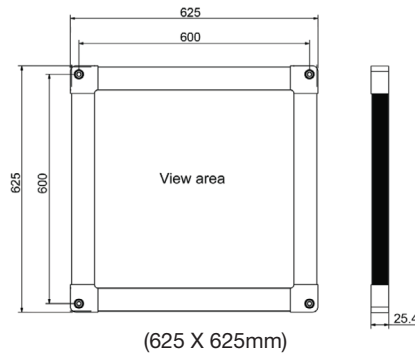
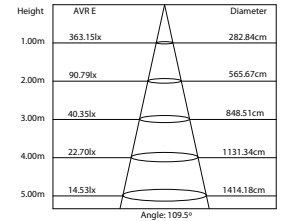
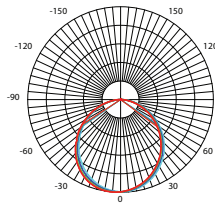
Marine grade aluminium, comes with high-efficiency light guide

Weight

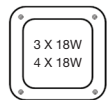
7.0Kg

Key Features

- Easy installation with no external drivers needed
- Super slim design for surface mounted application
- High-efficiency constant current driver
- 70% more energy-efficient compared to 3X18W fluorescent lighting system
- Long service life of 50,00 hours L70 @ 40°C (Ta)
- Safety, EMC and IEC compliance



TECHNICAL SPECIFICATIONS



Ideal Replacement:

BH Code	Type	IP Rating	Main Voltage	Power	CCT	Driving Current	CRI Index	Ambient Temp (Ta)	System Lumen
LAP625625A	P625625A	IP22	100V - 240V AC	47W	4000K	800mA	80	-20°C ~ +40°C	2800lm
LAPW625625A	PW625625A	IP44							

BH Code	Type	IP Rating	Main Voltage	Power	CCT	Driving Current	CRI Index	Ambient Temp (Ta)	System Lumen
LAP625625AE	P625625AE	IP22	100V - 240V AC + 24V DC	47W (AC) 5W (DC)	4000K	800mA	80	-20°C ~ +40°C	2800lm (AC) >120lm (DC)
LAPW625625AE	PW625625AE	IP44							

Also available in other CCT.

